

This term sheet, which is not complete and may be changed, relates to an effective Registration Statement under the Securities Act of 1933. This term sheet and the accompanying product supplement, prospectus supplement and prospectus are not an offer to sell these notes in any country or jurisdiction where such an offer would not be permitted.

This pricing supplement, which is not complete and may be changed, relates to an effective Registration Statement under the Securities Act of 1933. This pricing supplement and the accompanying product supplement, prospectus supplement and prospectus are not an offer to sell these notes in any country or jurisdiction where such an offer would not be permitted.

	Subject to Completion Preliminary Term Sheet dated July 18, 2024	Filed Pursuant to Rule 424(b)(2) Registration Statement Nos. 333-268718 and 333-268718-01 (To Prospectus dated December 30, 2022, Prospectus Supplement dated December 30, 2022 and Product Supplement EQUITY CYN-2 dated August 21, 2023)
--	---	---

Units
\$10 principal amount per unit
CUSIP No.

Pricing Date* July , 2024
Settlement Date* July , 2024
Maturity Date* July , 2026



*Subject to change based on the actual date the notes are priced for initial sale to the public (the "pricing date")

BofA Finance LLC

Autocallable Contingent Coupon Barrier Notes Linked to the Worst-Performing of the S&P 500[®] Index, the MSCI EAFE[®] Index and the Russell 2000[®] Index Fully and Unconditionally Guaranteed by Bank of America Corporation

- § A Contingent Coupon Payment of between [\$0.225 and \$0.250] per unit (equal to a rate of between approximately [9.00% and 10.00%] per annum) payable on the applicable Coupon Payment Date if the Observation Value of the Worst-Performing Market Measure, which will be one of the S&P 500[®] Index, the MSCI EAFE[®] Index and the Russell 2000[®] Index (each an "Index" and collectively the "Indices"), on the applicable quarterly Coupon Observation Date is greater than or equal to 75% of its Starting Value.
- § Automatically callable if the Observation Value of the Worst-Performing Market Measure on any quarterly Call Observation Date, beginning approximately six months after the pricing date, is at or above its Starting Value. If the notes are called, you will receive the principal amount of your notes plus the Contingent Coupon Payment otherwise due on the applicable Call Payment Date. No further amounts will be payable following a call.
- § If not called, a maturity of approximately two years.
- § If not called, at maturity, if the level of the Worst-Performing Market Measure has not decreased by more than 25%, a return of principal plus the final Contingent Coupon Payment; otherwise, 1-to-1 downside exposure to decreases in the Worst-Performing Market Measure from its Starting Value, with up to 100.00% of the principal amount at risk.
- § The notes are not linked to a basket composed of the Indices. Any depreciation in the level of any Index will not be offset by any appreciation in the level of any other Index.
- § All payments are subject to the credit risk of BofA Finance LLC, as issuer of the notes, and the credit risk of Bank of America Corporation, as guarantor of the notes
- § Limited secondary market liquidity, with no exchange listing

The notes are being issued by BofA Finance LLC ("BofA Finance") and are fully and unconditionally guaranteed by Bank of America Corporation ("BAC"). Investing in the notes involves a number of risks. There are important differences between the notes and a conventional debt security, including different investment risks and certain additional costs. See "Risk Factors" beginning on page TS-6 of this term sheet, "Additional Risk Factors" on page TS-7 of this term sheet, and "Risk Factors" beginning on page PS-10 of the accompanying product supplement, page S-6 of the accompanying Series A MTN prospectus supplement and page 7 of the accompanying prospectus.

The initial estimated value of the notes as of the pricing date is expected to be between \$9.30 and \$9.80 per unit, which is less than the public offering price listed below. See "Summary" on the following page, "Risk Factors" beginning on page TS-6 of this term sheet and "Structuring the Notes" on page TS-20 of this term sheet for additional information. The actual value of your notes at any time will reflect many factors and cannot be predicted with accuracy.

None of the Securities and Exchange Commission (the "SEC"), any state securities commission, or any other regulatory body has approved or disapproved of these securities or determined if this Note Prospectus (as defined below) is truthful or complete. Any representation to the contrary is a criminal offense.

	Per Unit	Total
Public offering price	\$ 10.00	\$
Underwriting discount	\$ 0.10	\$
Proceeds, before expenses, to BofA Finance	\$ 9.90	\$

The notes and the related guarantee:

Are Not FDIC Insured	Are Not Bank Guaranteed	May Lose Value
-----------------------------	--------------------------------	-----------------------

BofA Securities

July , 2024

Autocallable Contingent Coupon Barrier Notes

Linked to the Worst-Performing of the S&P 500[®] Index, the MSCI EAFE[®] Index and the Russell 2000[®] Index, due July , 2026

Summary

The Autocallable Contingent Coupon Barrier Notes Linked to the Worst-Performing of the S&P 500[®] Index, the MSCI EAFE[®] Index and the Russell 2000[®] Index, due July , 2026 (the "notes") are our senior unsecured debt securities. Payments on the notes are fully and unconditionally guaranteed by BAC. The notes and the related guarantee are not insured by the Federal Deposit Insurance Corporation or secured by collateral. **The notes will rank equally in right of payment with all of BofA Finance's other unsecured and unsubordinated obligations, except obligations that are subject to any priorities or preferences by law, and the related guarantee will rank equally in right of payment with all of BAC's other unsecured and unsubordinated obligations, except obligations that are subject to any priorities or preferences by law, and senior to its subordinated obligations. Any payments due on the notes, including any repayment of principal, will be subject to the credit risk of BofA Finance, as issuer, and BAC, as guarantor.** The notes will pay a Contingent Coupon Payment of between [\$0.225 and \$0.250] per unit (equal to a rate of between approximately [9.00% and 10.00%] per annum) on the applicable Coupon Payment Date if the Observation Value of the Worst-Performing Market Measure (as described in "Terms of the Notes" below) on the applicable quarterly Coupon Observation Date is greater than or equal to its Coupon Barrier. The notes will be automatically called if the Observation Value of the Worst-Performing Market Measure on any Call Observation Date is equal to or greater than its Call Value. If your notes are called, you will receive the Call Payment on the applicable Call Payment Date, and no further amounts will be payable on the notes. If your notes are not called, at maturity, if the Ending Value of the Worst-Performing Market Measure is greater than or equal to its Threshold Value, you will receive the principal amount plus the final Contingent Coupon Payment; otherwise, your notes are subject to 1-to-1 downside exposure to decreases in the Worst-Performing Market Measure from its Starting Value, with up to 100.00% of the principal amount at risk. All payments on the notes will be calculated based on the \$10 principal amount per unit and will depend on the performance of the Worst-Performing Market Measure, subject to our and BAC's credit risk. See "Terms of the Notes" below.

The economic terms of the notes are based on BAC's internal funding rate, which is the rate it would pay to borrow funds through the issuance of market-linked notes and the economic terms of certain related hedging arrangements. BAC's internal funding rate is typically lower than the rate it would pay when it issues conventional fixed or floating rate debt securities. This difference in funding rate, as well as the underwriting discount and costs associated with hedging the notes, will reduce the economic terms of the notes to you and the initial estimated value of the notes on the pricing date. Due to these factors, the public offering price you pay to purchase the notes will be greater than the initial estimated value of the notes.

On the cover page of this term sheet, we have provided the initial estimated value range for the notes. This initial estimated value range was determined based on our, BAC's and our other affiliates' pricing models, which take into consideration BAC's internal funding rate and the market prices for the hedging arrangements related to the notes. The initial estimated value of the notes calculated on the pricing date will be set forth in the final term sheet made available to investors in the notes. For more information about the initial estimated value and the structuring of the notes, see "Structuring the Notes" on page TS-20 of this term sheet.

Terms of the Notes

Issuer:	BofA Finance LLC ("BofA Finance")
Guarantor:	Bank of America Corporation ("BAC")
Principal Amount:	\$10.00 per unit
Term:	Approximately two years, if not called.
Market Measures:	The S&P 500 [®] Index (Bloomberg symbol: "SPX"), the MSCI EAFE [®] Index (Bloomberg symbol: "MXEA") and the Russell 2000 [®] Index (Bloomberg symbol: "RTY"), each a price return index.
Worst-Performing Market Measure:	The Index with the lowest Observation Value or Ending Value, as applicable, as compared to its Starting Value, calculated as follows: With respect to each Index on any Coupon Observation Date or Call Observation Date: $\left[\frac{\text{Observation Value} - \text{Starting Value}}{\text{Starting Value}} \right]$ With respect to each Index on the Final Calculation Day: $\left[\frac{\text{Ending Value} - \text{Starting Value}}{\text{Starting Value}} \right]$
Call Feature:	Autocallable Notes
Coupon Feature:	Contingent Coupon Payments
Barrier:	Applicable
Coupon Barrier:	With respect to each Index, 75% of its Starting Value
Threshold Value:	With respect to each Index, 75% of its Starting Value
Call Value:	With respect to each Index, 100% of its Starting Value
Contingent Coupon Payments:	The notes will pay a Contingent Coupon Payment of between [\$0.225 and \$0.250] per unit (equal to a rate of between approximately [9.00% and 10.00%] per annum) on the applicable Coupon Payment Date if the Observation Value of the Worst-Performing Market Measure on the applicable quarterly Coupon Observation Date is greater than or equal to its Coupon Barrier. The actual Contingent Coupon Payment will be determined on the pricing date.
Call Payment:	The principal amount <i>plus</i> any Contingent Coupon Payment that may otherwise be due on the applicable Call Payment Date.
Starting Value:	With respect to each Index, its closing level on the pricing date.
Ending Value:	With respect to each Index, its closing level on the Final Calculation Day. The scheduled Final Calculation Day is subject to postponement in the event of Market Disruption Events and non-Market Measure Business Days, as described beginning on page PS-37 of the accompanying product supplement.
Observation Value:	With respect to each Index, its closing level on the applicable Coupon Observation Date or Call Observation Date.

Autocallable Contingent Coupon Barrier Notes

Linked to the Worst-Performing of the S&P 500[®] Index, the MSCI EAFE[®] Index and the Russell 2000[®] Index, due July , 2026

Coupon Observation Dates:

On or about October , 2024, January , 2025, April , 2025, July , 2025, October , 2025 January , 2026, April , 2026 and July , 2026 (the final Coupon Observation Date), which dates occur quarterly through the final Coupon Observation Date. The scheduled Coupon Observation Dates are subject to postponement in the event of Market Disruption Events and non-Market Measure Business Days, as described beginning on page PS-35 of the accompanying product supplement.

Call Observation Dates:

The Coupon Observation Dates beginning on January , 2025 and ending on April , 2026.

Final Calculation Day/Maturity Valuation Period:

Approximately the fifth scheduled Market Measure Business Day immediately preceding the maturity date (which will also be the final Coupon Observation Date).

Coupon Payment Dates:

Approximately the fifth business day following the applicable Coupon Observation Date, subject to postponement as described beginning on page PS-35 of the accompanying product supplement.

Call Payment Dates:

The Coupon Payment Dates applicable to the relevant Call Observation Dates.

Fees and Charges:

The underwriting discount of \$0.10 per unit listed on the cover page

Calculation Agent:

BofA Securities, Inc. ("BofAS"), an affiliate of BofA Finance.

Autocallable Contingent Coupon Barrier Notes

Linked to the Worst-Performing of the S&P 500[®] Index, the MSCI EAFE[®] Index and the Russell 2000[®] Index, due July , 2026

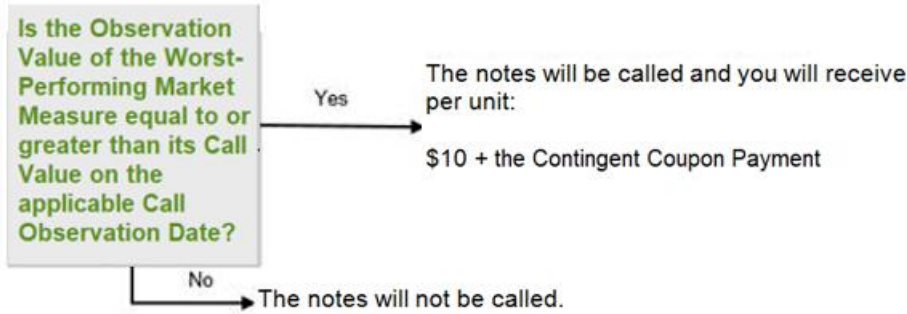
Determining Payments on the Notes

Contingent Coupon Payments

The notes will pay a Contingent Coupon Payment on the applicable Coupon Payment Date if the Observation Value of the Worst-Performing Market Measure on the applicable quarterly Coupon Observation Date is greater than or equal to its Coupon Barrier.

Automatic Call Provision

The notes will be called automatically if the Observation Value of the Worst-Performing Market Measure on a Call Observation Date is equal to or greater than its Call Value. If the notes are called, you will receive \$10 per unit plus the Contingent Coupon Payment otherwise due on the applicable Call Payment Date. No further amounts will be payable following an automatic call.



Redemption Amount Determination

If the notes are not automatically called, on the maturity date, you will receive a cash payment per unit determined as follows:

\$10 + the final Contingent Coupon Payment



You will lose all or a significant portion of the principal amount of the notes if the Ending Value of the Worst Performing Market Measure is less than its Threshold Value. Even with any Contingent Coupon Payments, the return on the notes could be negative.

Autocallable Contingent Coupon Barrier Notes

Linked to the Worst-Performing of the S&P 500[®] Index, the MSCI EAFE[®] Index and the Russell 2000[®] Index, due July , 2026

The terms and risks of the notes are contained in this term sheet and in the following:

- § Product supplement EQUITY CYN-2 dated August 21, 2023:
<https://www.sec.gov/Archives/edgar/data/70858/000119312523216655/d428710d424b2.htm>
- § Series A MTN prospectus supplement dated December 30, 2022 and prospectus dated December 30, 2022:
<https://www.sec.gov/Archives/edgar/data/1682472/000119312522315195/d409418d424b3.htm>

These documents (together, the “Note Prospectus”) have been filed as part of a registration statement with the SEC, which may, without cost, be accessed on the SEC website at www.sec.gov or obtained from Merrill Lynch, Pierce, Fenner & Smith Incorporated (“MLPF&S”) or BofAS by calling 1-800-294-1322. Before you invest, you should read the Note Prospectus, including this term sheet, for information about us, BAC and this offering. Any prior or contemporaneous oral statements and any other written materials you may have received are superseded by the Note Prospectus. Certain terms used but not defined in this term sheet have the meanings set forth in the accompanying product supplement. Unless otherwise indicated or unless the context requires otherwise, all references in this document to “we,” “us,” “our,” or similar references are to BofA Finance, and not to BAC.

Investor Considerations

You may wish to consider an investment in the notes if:

- § You understand that any payment on the notes will be based solely on the performance of the Worst-Performing Market Measure.
- § You anticipate that the Observation Value of the Worst-Performing Market Measure will be greater than or equal to its Coupon Barrier on most or all of the Coupon Observation Dates.
- § You anticipate that the notes will be automatically called, in which case you accept an early exit from your investment, or, if not automatically called that the Worst-Performing Market Measure will not decrease from its Starting Value to an Ending Value that is below its Threshold Value.
- § You accept that the return on the notes will be limited to the return represented by the Contingent Coupon Payments even if the percentage change in the level of the Worst-Performing Market Measure is significantly greater than such return.
- § You are willing to lose up to 100% of the principal amount if the notes are not called.
- § You are willing to forgo dividends or other benefits of owning the stocks included in each Index.
- § You are willing to accept a limited or no market for sales of the notes prior to maturity, and understand that the market prices for the notes, if any, will be affected by various factors, including our and BAC’s actual and perceived creditworthiness, BAC’s internal funding rate and fees and charges on the notes.
- § You are willing to assume our credit risk, as issuer of the notes, and BAC’s credit risk, as guarantor of the notes, for all payments under the notes, including the Redemption Amount.

The notes may not be an appropriate investment for you if:

- § You are unwilling to accept that any payment on the notes will be based solely on the performance of the Worst-Performing Market Measure, regardless of the performance of the other Indices.
- § You anticipate that the Observation Value of the Worst-Performing Market Measure will be less than its Coupon Barrier on each Coupon Observation Date.
- § You wish to make an investment that cannot be automatically called prior to maturity.
- § You seek an uncapped return on your investment.
- § You seek principal repayment or preservation of capital.
- § You want to receive dividends or other distributions paid on the stocks included in any Index.
- § You seek an investment for which there will be a liquid secondary market.
- § You are unwilling or are unable to take market risk on the notes, to take our credit risk, as issuer of the notes, or to take BAC’s credit risk, as guarantor of the notes.

We urge you to consult your investment, legal, tax, accounting, and other advisors before you invest in the notes.

Autocallable Contingent Coupon Barrier Notes

Linked to the Worst-Performing of the S&P 500® Index, the MSCI EAFE® Index and the Russell 2000® Index, due July , 2026

Examples of Hypothetical Payments at Maturity

The following table is for purposes of illustration only. It assumes that the notes have not been called prior to maturity and is based on **hypothetical** values and shows **hypothetical** returns on the notes. The table illustrates the calculation of the Redemption Amount based on the hypothetical terms set forth below. **The actual amount you receive and the resulting return will depend on the actual Starting Value, Coupon Barrier, Threshold Value, Observation Values and Ending Value of each Index (in particular, of the Worst-Performing Market Measure), the actual Contingent Coupon Payments, whether the notes are automatically called, and the term of your investment.** The following table does not take into account any tax consequences from investing in the notes. This table is based on the following **hypothetical** terms:

- 1) a Starting Value of 100.00 for the Worst-Performing Market Measure;
- 2) a Coupon Barrier of 75.00 for the Worst-Performing Market Measure;
- 3) a Threshold Value of 75.00 for the Worst-Performing Market Measure;
- 4) an expected term of the notes of approximately two years if the notes are not called on any Call Observation Date;
- 5) a Contingent Coupon Payment of \$0.2375 per unit (the mid-point of the Contingent Coupon Payment range); and
- 6) the Coupon Observation Dates occurring quarterly during the term of the notes.

Ending Value of the Worst-Performing Market Measure	Percentage Change from the Starting Value to the Ending Value of the Worst-Performing Market Measure	Redemption Amount per Unit ⁽³⁾	Return on the notes ⁽⁴⁾
0.00	-100.00%	\$0.0000	-100.000%
20.00	-80.00%	\$2.0000	-80.000%
30.00	-70.00%	\$3.0000	-70.000%
40.00	-60.00%	\$4.0000	-60.000%
50.00	-50.00%	\$5.0000	-50.000%
74.99	-25.01%	\$7.4990	-25.010%
75.00 ⁽¹⁾	-25.00%	\$10.2375	2.375%
97.00	-3.00%	\$10.2375	2.375%
100.00 ⁽²⁾	0.00%	\$10.2375	2.375%
102.00	2.00%	\$10.2375	2.375%
105.00	5.00%	\$10.2375	2.375%
107.00	7.00%	\$10.2375	2.375%
120.00	20.00%	\$10.2375	2.375%
150.00	50.00%	\$10.2375	2.375%
200.00	100.00%	\$10.2375	2.375%

- (1) This is the **hypothetical** Threshold Value and Coupon Barrier.
- (2) The **hypothetical** Starting Value of 100.00 used in these examples has been chosen for illustrative purposes only, and does not represent a likely actual Starting Value for any Index.
- (3) The Redemption Amount per Unit will not exceed the principal amount plus the final Contingent Coupon Payment.
- (4) The Return on the notes is calculated based on the Redemption Amount and potential final Contingent Coupon Payment, not including any Contingent Coupon Payments paid prior to maturity.

For recent actual levels of the Indices, see "The Indices" section below. Each Index is a price return index and as such the levels of each Index will not include any income generated by dividends paid on the stocks included in such Index, which you would otherwise be entitled to receive if you invested in those stocks directly. In addition, all payments on the notes are subject to issuer and guarantor credit risk.

Autocallable Contingent Coupon Barrier Notes

Linked to the Worst-Performing of the S&P 500[®] Index, the MSCI EAFE[®] Index and the Russell 2000[®] Index, due July , 2026

Risk Factors

There are important differences between the notes and a conventional debt security. An investment in the notes involves significant risks, including those listed below. You should carefully review the more detailed explanation of risks relating to the notes in the "Risk Factors" sections beginning on page PS-10 of the accompanying product supplement, page S-6 of the Series A MTN prospectus supplement, and page 7 of the prospectus identified above. The notes are not an appropriate investment for you if you are not knowledgeable about significant elements of the notes or financial matters in general. We also urge you to consult your investment, legal, tax, accounting, and other advisors before you invest in the notes.

Structure-related Risks

- § If the notes are not called and the Ending Value of the Worst-Performing Market Measure is less than its Threshold Value, you will lose up to 100% of the principal amount.
- § Your investment return is limited to the return represented by the Contingent Coupon Payments, if any, and may be less than a comparable investment directly in the stocks included in any Index.
- § Payments on the notes will not reflect changes in the values of the Indices other than on the Coupon Observation Dates, the Call Observation Dates or the Final Calculation Day.
- § You may not receive any Contingent Coupon Payments.
- § If the notes are called, you will be subject to reinvestment risk, and you will lose the opportunity to receive Contingent Coupon Payments, if any, that otherwise might have been payable after the date of the call.
- § The notes are subject to the risks of each Index, not a basket composed of the Indices, and will be negatively affected if the level of any Index decreases below its Coupon Barrier as of any Coupon Observation Date or below its Threshold Value on the Final Calculation Day, even if the levels of the other Indices are above their respective Coupon Barrier or Threshold Value as of those days.
- § You will not benefit in any way from the performance of the better performing Indices.
- § Because the notes are linked to three indices, as opposed to only one, it is more likely that a Contingent Coupon Payment will not be payable on any given Coupon Payment Date or that the Ending Value of an Index will be less than its Threshold Value on the Final Calculation Day, and consequently, you will not receive a positive return on the notes and will lose some or all of your investment.
- § You will be subject to risks relating to the relationship between the Indices. The less correlated the Indices, the more likely it is that the Observation Value of one of the Indices will be below its Coupon Barrier as of each Coupon Observation Date or below its Threshold Value on the Final Calculation Day.
- § Your return on the notes may be less than the yield you could earn by owning a conventional fixed or floating rate debt security of comparable maturity.
- § Payments on the notes are subject to our credit risk, and the credit risk of BAC, and any actual or perceived changes in our or BAC's creditworthiness are expected to affect the value of the notes. If we and BAC become insolvent or are unable to pay our respective obligations, you may lose your entire investment.
- § We are a finance subsidiary and, as such, have no independent assets, operations or revenues.
- § BAC's obligations under its guarantee of the notes will be structurally subordinated to liabilities of its subsidiaries.
- § The notes issued by us will not have the benefit of any cross-default or cross-acceleration with other indebtedness of BofA Finance or BAC; events of bankruptcy or insolvency or resolution proceedings relating to BAC and covenant breach by BAC will not constitute an event of default with respect to the notes.

Valuation- and Market-related Risks

- § The initial estimated value of the notes considers certain assumptions and variables and relies in part on certain forecasts about future events, which may prove to be incorrect. The initial estimated value of the notes is an estimate only, determined as of a particular point in time by reference to our and our affiliates' pricing models. These pricing models consider certain assumptions and variables, including our credit spreads and those of BAC, BAC's internal funding rate on the pricing date, mid-market terms on hedging transactions, expectations on interest rates and volatility, price-sensitivity analysis, and the expected term of the notes. These pricing models rely in part on certain forecasts about future events, which may prove to be incorrect.
- § The public offering price you pay for the notes will exceed the initial estimated value. If you attempt to sell the notes prior to maturity, their market value may be lower than the price you paid for them and lower than the initial estimated value. This is due to, among other things, changes in the levels of the Indices, changes in BAC's internal funding rate, and the inclusion in the public offering price of the underwriting discount and costs associated with hedging the notes, all as further described in

Autocallable Contingent Coupon Barrier Notes

Linked to the Worst-Performing of the S&P 500[®] Index, the MSCI EAFE[®] Index and the Russell 2000[®] Index, due July , 2026

“Structuring the Notes” on page TS-20 of this term sheet. These factors, together with various credit, market and economic factors over the term of the notes, are expected to reduce the price at which you may be able to sell the notes in any secondary market and will affect the value of the notes in complex and unpredictable ways.

§ The initial estimated value does not represent a minimum or maximum price at which we, BAC, MLPF&S, BofAS or any of our other affiliates would be willing to purchase your notes in any secondary market (if any exists) at any time. The value of your notes at any time after issuance will vary based on many factors that cannot be predicted with accuracy, including the performance of the Indices, our and BAC’s creditworthiness and changes in market conditions.

§ A trading market is not expected to develop for the notes. None of us, BAC, MLPF&S or BofAS is obligated to make a market for, or to repurchase, the notes. There is no assurance that any party will be willing to purchase your notes at any price in any secondary market.

Conflict-related Risks

§ BAC and its affiliates’ hedging and trading activities (including trades in shares of companies included in the Indices) and any hedging and trading activities BAC or its affiliates engage in that are not for your account or on your behalf, may affect the market value and return of the notes and may create conflicts of interest with you.

§ There may be potential conflicts of interest involving the calculation agent, which is an affiliate of ours. We have the right to appoint and remove the calculation agent.

Market Measure-related Risks

§ An Index sponsor may adjust its applicable Index in a way that affects its level, and has no obligation to consider your interests.

§ You will have no rights of a holder of the securities represented by the Indices, and you will not be entitled to receive securities or dividends or other distributions by the issuers of those securities.

§ While BAC and our other affiliates may from time to time own securities of companies included in the Indices, except to the extent that BAC’s common stock is included in any Index, we, BAC and our other affiliates do not control any company included in any Index, and have not verified any disclosure made by any other company.

Tax-related Risks

§ The U.S. federal income tax consequences of the notes are uncertain, and may be adverse to a holder of the notes. See “Summary Tax Consequences” below and “U.S. Federal Income Tax Summary” beginning on page PS-51 of the accompanying product supplement.

Additional Risk Factors

The notes are subject to risks associated with small-size capitalization companies.

The stocks comprising the RTY are issued by companies with small-sized market capitalization. The stock prices of small-size companies may be more volatile than stock prices of large capitalization companies. Small-size capitalization companies may be less able to withstand adverse economic, market, trade and competitive conditions relative to larger companies. Small-size capitalization companies may also be more susceptible to adverse developments related to their products or services.

The notes are subject to risks associated with foreign securities markets.

The MXEA includes certain foreign equity securities. You should be aware that investments in securities linked to the value of foreign equity securities involve particular risks. The foreign securities markets comprising the MXEA may have less liquidity and may be more volatile than U.S. or other securities markets and market developments may affect foreign markets differently from U.S. or other securities markets. Direct or indirect government intervention to stabilize these foreign securities markets, as well as cross-shareholdings in foreign companies, may affect trading prices and volumes in these markets. Also, there is generally less publicly available information about foreign companies than about those U.S. companies that are subject to the reporting requirements of the SEC, and foreign companies are subject to accounting, auditing and financial reporting standards and requirements that differ from those applicable to U.S. reporting companies.

Prices of securities in foreign countries are subject to political, economic, financial and social factors that apply in those geographical regions. These factors, which could negatively affect those securities markets, include the possibility of recent or future changes in a foreign government’s economic and fiscal policies, the possible imposition of, or changes in, currency exchange laws or other laws or restrictions applicable to foreign companies or investments in foreign equity securities and the possibility of fluctuations in the rate of exchange between currencies, the possibility of outbreaks of hostility and political instability and the possibility of natural disaster or adverse public health developments in the region. Moreover, foreign economies may differ favorably or unfavorably from the U.S. economy in important respects such as growth of gross national product, rate of inflation, capital reinvestment, resources and self-sufficiency.

The notes are subject to a foreign currency exchange risk.

Autocallable Contingent Coupon Barrier Notes

Linked to the Worst-Performing of the S&P 500[®] Index, the MSCI EAFE[®] Index and the Russell 2000[®] Index, due July , 2026

The MXEA includes securities traded outside of the United States. The level of the MXEA will depend upon the values of these securities, which will in turn depend in part upon changes in the value of the currencies in which the securities tracked by the MXEA are traded. Accordingly, investors in the notes will be exposed to currency exchange rate risk with respect to each of the currencies in which the securities tracked by the MXEA are traded. An investor's net exposure will depend on the extent to which these currencies strengthen or weaken against the U.S. dollar. If the dollar strengthens against these currencies, the level of the MXEA will be adversely affected and the value of the MXEA may decrease.

Other Terms of the Notes

With respect to the MXEA only, the provision below supersedes and replaces the definition of "Market Measure Business Day" set forth in the accompanying product supplement.

Market Measure Business Day

A "Market Measure Business Day" means a day on which:

- (A) each of the London Stock Exchange, Frankfurt Stock Exchange, Paris Bourse and Tokyo Stock Exchange (or any successor to the foregoing exchanges) are open for trading; and
- (B) the MXEA or any successor thereto is calculated and published.

Autocallable Contingent Coupon Barrier Notes

Linked to the Worst-Performing of the S&P 500[®] Index, the MSCI EAFE[®] Index and the Russell 2000[®] Index, due July , 2026

The Indices

All disclosures contained in this term sheet regarding each Index, including, without limitation, its make-up, method of calculation, and changes in its components, have been derived from publicly available sources. The information reflects the policies of, and is subject to change by, S&P Dow Jones Indices LLC, the sponsor of the SPX, MSCI Inc., the sponsor of the MXEA, and FTSE Russell, the sponsor of the RTY (collectively, the "Index sponsors"). The Index sponsors, which license the copyright and all other rights to its applicable Index, have no obligation to continue to publish, and may discontinue publication of, its applicable Index. The consequences of an Index sponsor discontinuing publication of the Index are discussed in the section of the accompanying product supplement beginning on page PS-40 entitled "Description of the Notes—Discontinuance of an Index." None of us, BAC, the calculation agent, MLPF&S or BofAS accepts any responsibility for the calculation, maintenance or publication of the Index or any successor index.

The S&P 500[®] Index

The SPX includes a representative sample of 500 companies in leading industries of the U.S. economy. The SPX is intended to provide an indication of the pattern of common stock price movement. The calculation of the level of the SPX is based on the relative value of the aggregate market value of the common stocks of 500 companies as of a particular time compared to the aggregate average market value of the common stocks of 500 similar companies during the base period of the years 1941 through 1943.

The SPX includes companies from eleven main groups: Communication Services; Consumer Discretionary; Consumer Staples; Energy; Financials; Health Care; Industrials; Information Technology; Real Estate; Materials; and Utilities. S&P Dow Jones Indices LLC ("SPDJI"), the sponsor of the SPX, may from time to time, in its sole discretion, add companies to, or delete companies from, the SPX to achieve the objectives stated above.

Company additions to the SPX must have an unadjusted company market capitalization of \$18.0 billion or more (an increase from the previous requirement of an unadjusted company market capitalization of \$15.8 billion or more).

SPDJI calculates the SPX by reference to the prices of the constituent stocks of the SPX without taking account of the value of dividends paid on those stocks. As a result, the return on the notes will not reflect the return you would realize if you actually owned the SPX constituent stocks and received the dividends paid on those stocks.

Computation of the SPX

While SPDJI currently employs the following methodology to calculate the SPX, no assurance can be given that SPDJI will not modify or change this methodology in a manner that may affect payments on the notes.

Historically, the market value of any component stock of the SPX was calculated as the product of the market price per share and the number of then outstanding shares of such component stock. In March 2005, SPDJI began shifting the SPX halfway from a market capitalization weighted formula to a float-adjusted formula, before moving the SPX to full float adjustment on September 16, 2005. SPDJI's criteria for selecting stocks for the SPX did not change with the shift to float adjustment. However, the adjustment affects each company's weight in the SPX.

Under float adjustment, the share counts used in calculating the SPX reflect only those shares that are available to investors, not all of a company's outstanding shares. Float adjustment excludes shares that are closely held by control groups, other publicly traded companies or government agencies.

In September 2012, all shareholdings representing more than 5% of a stock's outstanding shares, other than holdings by "block owners," were removed from the float for purposes of calculating the SPX. Generally, these "control holders" will include officers and directors, private equity, venture capital and special equity firms, other publicly traded companies that hold shares for control, strategic partners, holders of restricted shares, ESOPs, employee and family trusts, foundations associated with the company, holders of unlisted share classes of stock, government entities at all levels (other than government retirement/pension funds) and any individual person who controls a 5% or greater stake in a company as reported in regulatory filings. However, holdings by block owners, such as depository banks, pension funds, mutual funds and ETF providers, 401(k) plans of the company, government retirement/pension funds, investment funds of insurance companies, asset managers and investment funds, independent foundations and savings and investment plans, will ordinarily be considered part of the float.

Treasury stock, stock options, restricted shares, equity participation units, warrants, preferred stock, convertible stock, and rights are not part of the float. Shares held in a trust to allow investors in countries outside the country of domicile, such as depository shares and Canadian exchangeable shares, are normally part of the float unless those shares form a control block. If a company has multiple classes of stock outstanding, shares in an unlisted or non-traded class are treated as a control block.

For each stock, an investable weight factor ("IWF") is calculated by dividing the available float shares by the total shares outstanding. Available float shares are defined as the total shares outstanding less shares held by control holders. This calculation is subject to a 5% minimum threshold for control blocks. For example, if a company's officers and directors hold 3% of the company's shares, and no other control group holds 5% of the company's shares, SPDJI would assign that company an IWF of 1.00, as no control group meets the 5% threshold. However, if a company's officers and directors hold 3% of the company's shares and another control group holds 20% of the company's shares, SPDJI would assign an IWF of 0.77, reflecting the fact that 23% of the company's outstanding shares are

Autocallable Contingent Coupon Barrier Notes

Linked to the Worst-Performing of the S&P 500[®] Index, the MSCI EAFE[®] Index and the Russell 2000[®] Index, due July , 2026

considered to be held for control. As of July 31, 2017, companies with multiple share class lines are no longer eligible for inclusion in the SPX. Constituents of the SPX prior to July 31, 2017 with multiple share class lines will be grandfathered in and continue to be included in the SPX. If a constituent company of the SPX reorganizes into a multiple share class line structure, that company will remain in the SPX at the discretion of the S&P Index Committee in order to minimize turnover.

The SPX is calculated using a base-weighted aggregate methodology. The level of the SPX reflects the total market value of all component stocks relative to the base period of the years 1941 through 1943. An indexed number is used to represent the results of this calculation in order to make the level easier to work with and track over time. The actual total market value of the component stocks during the base period of the years 1941 through 1943 has been set to an indexed level of 10. This is often indicated by the notation 1941- 43 = 10. In practice, the daily calculation of the SPX is computed by dividing the total market value of the component stocks by the "index divisor." By itself, the index divisor is an arbitrary number. However, in the context of the calculation of the SPX, it serves as a link to the original base period level of the SPX. The index divisor keeps the SPX comparable over time and is the manipulation point for all adjustments to the SPX, which is index maintenance.

Index Maintenance

Index maintenance includes monitoring and completing the adjustments for company additions and deletions, share changes, stock splits, stock dividends, and stock price adjustments due to company restructuring or spinoffs. Some corporate actions, such as stock splits and stock dividends, require changes in the common shares outstanding and the stock prices of the companies in the SPX, and do not require index divisor adjustments.

To prevent the level of the SPX from changing due to corporate actions, corporate actions which affect the total market value of the SPX require an index divisor adjustment. By adjusting the index divisor for the change in market value, the level of the SPX remains constant and does not reflect the corporate actions of individual companies in the SPX. Index divisor adjustments are made after the close of trading and after the calculation of the SPX closing level.

Changes in a company's shares outstanding of 5.00% or more due to mergers, acquisitions, public offerings, tender offers, Dutch auctions, or exchange offers are made as soon as reasonably possible. Share changes due to mergers or acquisitions of publicly held companies that trade on a major exchange are implemented when the transaction occurs, even if both of the companies are not in the same headline index, and regardless of the size of the change. All other changes of 5.00% or more (due to, for example, company stock repurchases, private placements, redemptions, exercise of options, warrants, conversion of preferred stock, notes, debt, equity participation units, at-the-market offerings, or other recapitalizations) are made weekly and are announced on Fridays for implementation after the close of trading on the following Friday. Changes of less than 5.00% are accumulated and made quarterly on the third Friday of March, June, September, and December, and are usually announced two to five days prior.

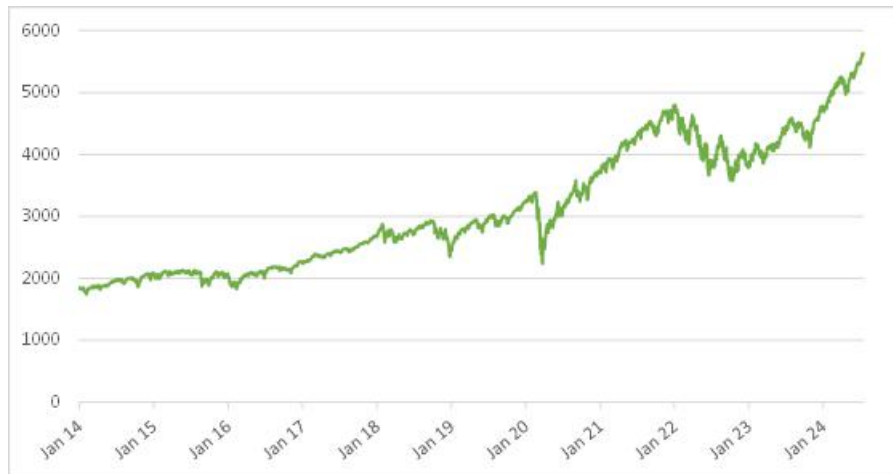
If a change in a company's shares outstanding of 5.00% or more causes a company's IWF to change by five percentage points or more, the IWF is updated at the same time as the share change. IWF changes resulting from partial tender offers are considered on a case by case basis.

Autocallable Contingent Coupon Barrier Notes

Linked to the Worst-Performing of the S&P 500[®] Index, the MSCI EAFE[®] Index and the Russell 2000[®] Index, due July , 2026

The following graph shows the daily historical performance of the SPX in the period from January 1, 2014 through July 16, 2024. We obtained this historical data from Bloomberg L.P. We have not independently verified the accuracy or completeness of the information obtained from Bloomberg L.P. On July 16, 2024, the closing level of the SPX was 5,667.20.

Historical Performance of the SPX



This historical data on the SPX is not necessarily indicative of the future performance of the SPX or what the value of the notes may be. Any historical upward or downward trend in the level of the SPX during any period set forth above is not an indication that the level of the SPX is more or less likely to increase or decrease at any time over the term of the notes.

Before investing in the notes, you should consult publicly available sources for the levels of the SPX.

Autocallable Contingent Coupon Barrier Notes

Linked to the Worst-Performing of the S&P 500[®] Index, the MSCI EAFE[®] Index and the Russell 2000[®] Index, due July , 2026

License Agreement

S&P[®] is a registered trademark of Standard & Poor's Financial Services LLC ("S&P") and Dow Jones[®] is a registered trademark of Dow Jones Trademark Holdings LLC ("Dow Jones"). These trademarks have been licensed for use by S&P Dow Jones Indices LLC. "Standard & Poor's[®]," "S&P 500[®]" and "S&P[®]" are trademarks of S&P. These trademarks have been sublicensed for certain purposes by our affiliate, Merrill Lynch, Pierce, Fenner & Smith Incorporated. The SPX is a product of S&P Dow Jones Indices LLC and/or its affiliates and has been licensed for use by Merrill Lynch, Pierce, Fenner & Smith Incorporated.

The notes are not sponsored, endorsed, sold or promoted by S&P Dow Jones Indices LLC, Dow Jones, S&P or any of their respective affiliates (collectively, "S&P Dow Jones Indices"). S&P Dow Jones Indices make no representation or warranty, express or implied, to the holders of the notes or any member of the public regarding the advisability of investing in securities generally or in the notes particularly or the ability of the SPX to track general market performance. S&P Dow Jones Indices' only relationship to Merrill Lynch, Pierce, Fenner & Smith Incorporated with respect to the SPX is the licensing of the SPX and certain trademarks, service marks and/or trade names of S&P Dow Jones Indices and/or its third party licensors. The SPX is determined, composed and calculated by S&P Dow Jones Indices without regard to us, Merrill Lynch, Pierce, Fenner & Smith Incorporated, or the notes. S&P Dow Jones Indices have no obligation to take our needs, BAC's needs or the needs of Merrill Lynch, Pierce, Fenner & Smith Incorporated or holders of the notes into consideration in determining, composing or calculating the SPX. S&P Dow Jones Indices are not responsible for and have not participated in the determination of the prices and amount of the notes or the timing of the issuance or sale of the notes or in the determination or calculation of the equation by which the notes are to be converted into cash. S&P Dow Jones Indices have no obligation or liability in connection with the administration, marketing or trading of the notes. There is no assurance that investment products based on the SPX will accurately track index performance or provide positive investment returns. S&P Dow Jones Indices LLC and its subsidiaries are not investment advisors. Inclusion of a security or futures contract within an index is not a recommendation by S&P Dow Jones Indices to buy, sell, or hold such security or futures contract, nor is it considered to be investment advice. Notwithstanding the foregoing, S&P Dow Jones Indices LLC and its affiliates may independently issue and/or sponsor financial products unrelated to the notes currently being issued by us, but which may be similar to and competitive with the notes. In addition, S&P Dow Jones Indices LLC and its affiliates may trade financial products which are linked to the performance of the SPX. It is possible that this trading activity will affect the value of the notes.

S&P DOW JONES INDICES DO NOT GUARANTEE THE ADEQUACY, ACCURACY, TIMELINESS AND/OR THE COMPLETENESS OF THE SPX OR ANY DATA RELATED THERETO OR ANY COMMUNICATION, INCLUDING BUT NOT LIMITED TO, ORAL OR WRITTEN COMMUNICATION (INCLUDING ELECTRONIC COMMUNICATIONS) WITH RESPECT THERETO. S&P DOW JONES INDICES SHALL NOT BE SUBJECT TO ANY DAMAGES OR LIABILITY FOR ANY ERRORS, OMISSIONS, OR DELAYS THEREIN. S&P DOW JONES INDICES MAKE NO EXPRESS OR IMPLIED WARRANTIES, AND EXPRESSLY DISCLAIM ALL WARRANTIES, OF MERCHANTABILITY OR FITNESS FOR A PARTICULAR PURPOSE OR USE OR AS TO RESULTS TO BE OBTAINED BY US, BAC, BOFAS, MERRILL LYNCH, PIERCE, FENNER & SMITH INCORPORATED, HOLDERS OF THE NOTES, OR ANY OTHER PERSON OR ENTITY FROM THE USE OF THE SPX OR WITH RESPECT TO ANY DATA RELATED THERETO. WITHOUT LIMITING ANY OF THE FOREGOING, IN NO EVENT WHATSOEVER SHALL S&P DOW JONES INDICES BE LIABLE FOR ANY INDIRECT, SPECIAL, INCIDENTAL, PUNITIVE, OR CONSEQUENTIAL DAMAGES INCLUDING BUT NOT LIMITED TO, LOSS OF PROFITS, TRADING LOSSES, LOST TIME OR GOODWILL, EVEN IF THEY HAVE BEEN ADVISED OF THE POSSIBILITY OF SUCH DAMAGES, WHETHER IN CONTRACT, TORT, STRICT LIABILITY, OR OTHERWISE. THERE ARE NO THIRD PARTY BENEFICIARIES OF ANY AGREEMENTS OR ARRANGEMENTS BETWEEN S&P DOW JONES INDICES AND MERRILL LYNCH, PIERCE, FENNER & SMITH INCORPORATED, OTHER THAN THE LICENSORS OF S&P DOW JONES INDICES.

Autocallable Contingent Coupon Barrier Notes

Linked to the Worst-Performing of the S&P 500[®] Index, the MSCI EAFE[®] Index and the Russell 2000[®] Index, due July , 2026

The MSCI EAFE[®] Index

The MXEA is intended to measure equity market performance in the global emerging markets. The MXEA is a free float--adjusted market capitalization index with a base date of December 31, 1969 and an initial value of 100. The MXEA is calculated daily in U.S. dollars and published in real time every 60 seconds during market trading hours. The MXEA has a base value of 100.00 and a base date of December 31, 1969. The MXEA consists of the following 21 developed market country indices: Australia, Austria, Belgium, Denmark, Finland, France, Germany, Hong Kong, Ireland, Israel, Italy, Japan, the Netherlands, New Zealand, Norway, Portugal, Singapore, Spain, Sweden, Switzerland and United Kingdom.

The MXEA is an "MSCI Index."

The Country Indices

Each country's index included in an MSCI Index is referred to as a "Country Index." Under the MSCI methodology, each Country Index is an "MSCI Global Standard Index." The components of each Country Index used to be selected by the index sponsor from among the universe of securities eligible for inclusion in the relevant Country Index so as to target an 85% free float-adjusted market representation level within each of a number of industry groups, subject to adjustments to (i) provide for sufficient liquidity, (ii) reflect foreign investment restrictions (only those securities that can be held by non-residents of the country corresponding to the relevant Country Index are included) and (iii) meet certain other investibility criteria. Following a change in the index sponsor's methodology implemented in May 2008, the 85% target is now measured at the level of the country universe of eligible securities rather than the industry group level-so each Country Index will seek to include the securities that represent 85% of the free float-adjusted market capitalization of all securities eligible for inclusion-but will still be subject to liquidity, foreign investment restrictions and other investibility adjustments. The index sponsor defines "free float" as total shares excluding shares held by strategic investors such as governments, corporations, controlling shareholders and management, and shares subject to foreign ownership restrictions.

Calculation of the Country Indices

Each Country Index is a free float-adjusted market capitalization index that is designed to measure the market performance, including price performance, of the equity securities in that country. Each Country Index is calculated in the relevant local currency as well as in U.S. dollars, with price, gross and net returns.

Each component is included in the relevant Country Index at a weight that reflects the ratio of its free float-adjusted market capitalization (i.e., free public float multiplied by price) to the free float-adjusted market capitalization of all the components in that Country Index. The index sponsor defines the free float of a security as the proportion of shares outstanding that is deemed to be available for purchase in the public equity markets by international investors.

Calculation of the MSCI Indices

The performance of a MSCI Index on any given day represents the weighted performance of all of the components included in all of the Country Indices. Each component in a MSCI Index is included at a weight that reflects the ratio of its free float-adjusted market capitalization (i.e., free public float multiplied by price) to the free float-adjusted market capitalization of all the components included in all of the Country Indices.

Maintenance of and Changes to the MSCI Indices

The index sponsor maintains the MSCI Indices with the objective of reflecting, on a timely basis, the evolution of the underlying equity markets and segments. In maintaining the indices, emphasis is also placed on continuity, continuous investibility of the constituents, replicability, index stability and low turnover in the indices.

As part of the changes to the index sponsor's methodology which became effective in May 2008, maintenance of the indices falls into three broad categories:

semi-annual reviews, which will occur each May and November and will involve a comprehensive reevaluation of the market, the universe of eligible securities and other factors involved in composing the indices;

quarterly reviews, which will occur each February, May, August and November and will focus on significant changes in the market since the last semi-annual review and on including significant new eligible securities (such as IPOs, which were not eligible for earlier inclusion in the indices); and

ongoing event-related changes, which will generally be reflected in the indices at the time of the event and will include changes resulting from mergers, acquisitions, spin-offs, bankruptcies, reorganizations and other similar corporate events.

Prices and Exchange Rates

Prices

The prices used to calculate the MSCI Indices are the official exchange closing prices or those figures accepted as such. The index sponsor reserves the right to use an alternative pricing source on any given day.

Exchange Rates

Autocallable Contingent Coupon Barrier Notes

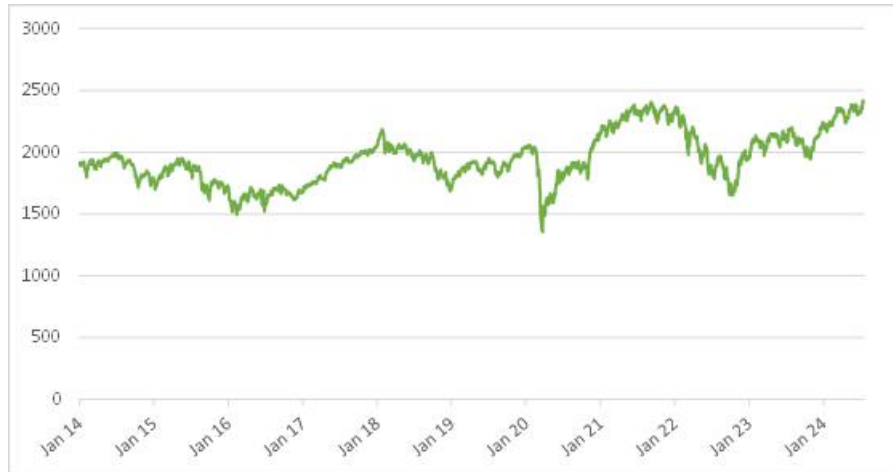
Linked to the Worst-Performing of the S&P 500[®] Index, the MSCI EAFE[®] Index and the Russell 2000[®] Index, due July , 2026

The index sponsor uses the closing spot rates published by WM / Reuters at 4:00 p.m., London time. The index sponsor uses WM / Reuters rates for all countries for which it provides indices.

In case WM/Reuters does not provide rates for specific markets on given days (for example Christmas Day and New Year's Day), the previous business day's rates are normally used. The index sponsor independently monitors the exchange rates on all its indices and may, under exceptional circumstances, elect to use an alternative exchange rate if the WM / Reuters rates are not available, or if the index sponsor determines that the WM / Reuters rates are not reflective of market circumstances for a given currency on a particular day. In such circumstances, an announcement would be sent to clients with the related information. If appropriate, the index sponsor may conduct a consultation with the investment community to gather feedback on the most relevant exchange rate.

The following graph shows the daily historical performance of the MXEA in the period from January 1, 2014 through July 16, 2024. We obtained this historical data from Bloomberg L.P. We have not independently verified the accuracy or completeness of the information obtained from Bloomberg L.P. On July 16, 2024, the closing level of the MXEA was 2,389.87.

Historical Performance of the MXEA



This historical data on the MXEA is not necessarily indicative of the future performance of the MXEA or what the value of the notes may be. Any historical upward or downward trend in the level of the MXEA during any period set forth above is not an indication that the level of the MXEA is more or less likely to increase or decrease at any time over the term of the notes.

Before investing in the notes, you should consult publicly available sources for the levels of the MXEA.

Autocallable Contingent Coupon Barrier Notes

Linked to the Worst-Performing of the S&P 500[®] Index, the MSCI EAFE[®] Index and the Russell 2000[®] Index, due July , 2026

License Agreement

Our affiliate, Merrill Lynch, Pierce, Fenner & Smith Incorporated has entered into a non-exclusive license agreement with MSCI whereby Merrill Lynch, Pierce, Fenner & Smith Incorporated and certain of its affiliates, in exchange for a fee, are permitted to use the MSCI indices in connection with certain securities, including the notes. We are not affiliated with MSCI, the only relationship between MSCI and us is any licensing of the use of MSCI's indices and trademarks relating to them.

The license agreement requires that the following language be stated in this document:

THE NOTES ARE NOT SPONSORED, ENDORSED, SOLD, OR PROMOTED BY MSCI, ANY OF ITS AFFILIATES, ANY OF ITS INFORMATION PROVIDERS, OR ANY OTHER THIRD PARTY INVOLVED IN, OR RELATED TO, COMPILING, COMPUTING, OR CREATING THE MXEA INDEX (COLLECTIVELY, THE "MSCI PARTIES"). THE MXEA INDEX IS THE EXCLUSIVE PROPERTY OF MSCI. MSCI AND THE MXEA INDEX ARE SERVICE MARKS OF MSCI OR ITS AFFILIATES AND HAVE BEEN LICENSED TO US FOR USE FOR CERTAIN PURPOSES. THE NOTES HAVE NOT BEEN PASSED ON BY ANY OF THE MSCI PARTIES AS TO THEIR LEGALITY OR SUITABILITY WITH RESPECT TO ANY PERSON OR ENTITY AND NONE OF THE MSCI PARTIES MAKES ANY WARRANTIES OR BEARS ANY LIABILITY WITH RESPECT TO THE NOTES. WITHOUT LIMITING THE GENERALITY OF THE FOREGOING, NONE OF THE MSCI PARTIES MAKES ANY REPRESENTATION OR WARRANTY, EXPRESS OR IMPLIED, TO US OR OWNERS OF THE NOTES OR ANY OTHER PERSON OR ENTITY REGARDING THE ADVISABILITY OF INVESTING IN ANY SECURITIES GENERALLY OR IN THIS OFFERING PARTICULARLY OR THE ABILITY OF ANY MSCI INDEX TO TRACK CORRESPONDING STOCK MARKET PERFORMANCE. MSCI OR ITS AFFILIATES ARE THE LICENSORS OF CERTAIN TRADEMARKS, SERVICE MARKS, AND TRADE NAMES OF THE MXEA INDEX, WHICH ARE DETERMINED, COMPOSED, AND CALCULATED BY MSCI WITHOUT REGARD TO THE NOTES, TO US, TO THE OWNERS OF THE NOTES, OR TO ANY OTHER PERSON OR ENTITY. NONE OF THE MSCI PARTIES HAS ANY OBLIGATION TO TAKE THE NEEDS OF US OR OWNERS OF THE NOTES OR ANY OTHER PERSON OR ENTITY INTO CONSIDERATION IN DETERMINING, COMPOSING, OR CALCULATING THE MXEA INDEX. NONE OF THE MSCI PARTIES IS RESPONSIBLE FOR OR HAS PARTICIPATED IN THE DETERMINATION OF THE TIMING OF, PRICES AT, OR QUANTITIES OF THE NOTES TO BE ISSUED OR IN THE DETERMINATION OR CALCULATION OF THE AMOUNT THAT MAY BE PAID AT MATURITY ON THE NOTES. NONE OF THE MSCI PARTIES HAS ANY OBLIGATION OR LIABILITY TO US OR TO OWNERS OF THE NOTES OR ANY OTHER PERSON OR ENTITY IN CONNECTION WITH THE ADMINISTRATION, MARKETING OR, OFFERING OF THE NOTES.

No purchaser, seller or holder of the notes, or any other person or entity, should use or refer to any MSCI trade name, trademark or service mark to sponsor, endorse, market or promote the notes without first contacting MSCI to determine whether MSCI's permission is required. Under no circumstances may any person or entity claim any affiliation with MSCI without the prior written permission of MSCI.

Autocallable Contingent Coupon Barrier Notes

Linked to the Worst-Performing of the S&P 500[®] Index, the MSCI EAFE[®] Index and the Russell 2000[®] Index, due July , 2026

The Russell 2000[®] Index

The RTY was developed by Russell Investments ("Russell") before FTSE International Limited and Russell combined in 2015 to create FTSE Russell, which is wholly owned by London Stock Exchange Group. Additional information on the RTY is available at the following website: <http://www.ftserussell.com>. No information on that website is deemed to be included or incorporated by reference in this pricing supplement.

Russell began dissemination of the RTY (Bloomberg L.P. index symbol "RTY") on January 1, 1984. FTSE Russell calculates and publishes the RTY. The RTY was set to 135 as of the close of business on December 31, 1986. The RTY is designed to track the performance of the small capitalization segment of the U.S. equity market. As a subset of the Russell 3000[®] Index, the RTY consists of the smallest 2,000 companies included in the Russell 3000[®] Index. The Russell 3000[®] Index measures the performance of the largest 3,000 U.S. companies, representing approximately 98% of the investable U.S. equity market. The RTY is determined, comprised, and calculated by FTSE Russell without regard to the notes.

Selection of Stocks Comprising the RTY

Each company eligible for inclusion in the RTY must be classified as a U.S. company under FTSE Russell's country-assignment methodology. If a company is incorporated, has a stated headquarters location, and trades in the same country (American Depositary Receipts and American Depositary Shares are not eligible), then the company is assigned to its country of incorporation. If any of the three factors are not the same, FTSE Russell defines three Home Country Indicators ("HCIs"): country of incorporation, country of headquarters, and country of the most liquid exchange (as defined by a two-year average daily dollar trading volume) from all exchanges within a country. Using the HCIs, FTSE Russell compares the primary location of the company's assets with the three HCIs. If the primary location of its assets matches any of the HCIs, then the company is assigned to the primary location of its assets. If there is insufficient information to determine the country in which the company's assets are primarily located, FTSE Russell will use the country from which the company's revenues are primarily derived for the comparison with the three HCIs in a similar manner. FTSE Russell uses the average of two years of assets or revenues data to reduce potential turnover. If conclusive country details cannot be derived from assets or revenues data, FTSE Russell will assign the company to the country of its headquarters, which is defined as the address of the company's principal executive offices, unless that country is a Benefit Driven Incorporation ("BDI") country, in which case the company will be assigned to the country of its most liquid stock exchange. BDI countries include: Anguilla, Antigua and Barbuda, Bahamas, Barbados, Belize, Bermuda, Bonaire, British Virgin Islands, Cayman Islands, Channel Islands, Cook Islands, Curacao, Faroe Islands, Gibraltar, Guernsey, Isle of Man, Jersey, Liberia, Marshall Islands, Panama, Saba, Sint Eustatius, Sint Maarten, and Turks and Caicos Islands. For any companies incorporated or headquartered in a U.S. territory, including Puerto Rico, Guam, and U.S. Virgin Islands, a U.S. HCI is assigned.

All securities eligible for inclusion in the RTY must trade on a major U.S. exchange. Stocks must have a closing price at or above \$1.00 on their primary exchange on the last trading day in May to be eligible for inclusion during annual reconstitution. However, in order to reduce unnecessary turnover, if an existing member's closing price is less than \$1.00 on the last day of May, it will be considered eligible if the average of the daily closing prices (from its primary exchange) during the month of May is equal to or greater than \$1.00. Initial public offerings are added each quarter and must have a closing price at or above \$1.00 on the last day of their eligibility period in order to qualify for index inclusion. If an existing stock does not trade on the "rank day" (typically the last trading day in May but a confirmed timetable is announced each spring) but does have a closing price at or above \$1.00 on another eligible U.S. exchange, that stock will be eligible for inclusion.

An important criterion used to determine the list of securities eligible for the RTY is total market capitalization, which is defined as the market price as of the last trading day in May for those securities being considered at annual reconstitution times the total number of shares outstanding. Where applicable, common stock, non-restricted exchangeable shares and partnership units/membership interests are used to determine market capitalization. Any other form of shares such as preferred stock, convertible preferred stock, redeemable shares, participating preferred stock, warrants and rights, installment receipts or trust receipts, are excluded from the calculation. If multiple share classes of common stock exist, they are combined. In cases where the common stock share classes act independently of each other (e.g., tracking stocks), each class is considered for inclusion separately. If multiple share classes exist, the pricing vehicle will be designated as the share class with the highest two-year trading volume as of the rank day in May.

Companies with a total market capitalization of less than \$30 million are not eligible for the RTY. Similarly, companies with only 5% or less of their shares available in the marketplace are not eligible for the RTY. Royalty trusts, limited liability companies, closed-end investment companies (companies that are required to report Acquired Fund Fees and Expenses, as defined by the SEC, including business development companies), blank check companies, special purpose acquisition companies, and limited partnerships are also ineligible for inclusion. Bulletin board, pink sheets, and over-the-counter traded securities are not eligible for inclusion. Exchange traded funds and mutual funds are also excluded.

Annual reconstitution is a process by which the RTY is completely rebuilt. Based on closing levels of the company's common stock on its primary exchange on the rank day of May of each year, FTSE Russell reconstitutes the composition of the RTY using the then existing market capitalizations of eligible companies. Reconstitution of the RTY occurs on the last Friday in June or, when the last Friday in June is the 29th or 30th, reconstitution occurs on the prior Friday. In addition, FTSE Russell adds initial public offerings to the RTY on a quarterly basis based on total market capitalization ranking within the market-adjusted capitalization breaks established during the most recent reconstitution. After membership is determined, a security's shares are adjusted to include only those shares

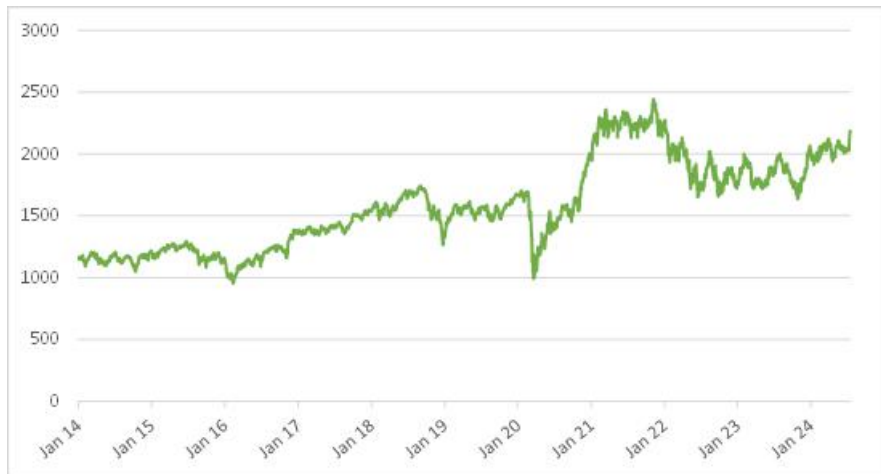
Autocallable Contingent Coupon Barrier Notes

Linked to the Worst-Performing of the S&P 500[®] Index, the MSCI EAFE[®] Index and the Russell 2000[®] Index, due July , 2026

available to the public. This is often referred to as “free float.” The purpose of the adjustment is to exclude from market calculations the capitalization that is not available for purchase and is not part of the investable opportunity set.

The following graph shows the daily historical performance of the RTY in the period from January 1, 2014 through July 16, 2024. We obtained this historical data from Bloomberg L.P. We have not independently verified the accuracy or completeness of the information obtained from Bloomberg L.P. On July 16, 2024, the closing level of the RTY was 2,263.674.

Historical Performance of the RTY



This historical data on the RTY is not necessarily indicative of the future performance of the RTY or what the value of the notes may be. Any historical upward or downward trend in the level of the RTY during any period set forth above is not an indication that the level of the RTY is more or less likely to increase or decrease at any time over the term of the notes.

Before investing in the notes, you should consult publicly available sources for the levels of the RTY.

Autocallable Contingent Coupon Barrier Notes

Linked to the Worst-Performing of the S&P 500[®] Index, the MSCI EAFE[®] Index and the Russell 2000[®] Index, due July , 2026

License Agreement

"Russell 2000[®]" and "Russell 3000[®]" are trademarks of FTSE Russell and have been licensed for use by our affiliate, Merrill Lynch, Pierce, Fenner & Smith Incorporated. The notes are not sponsored, endorsed, sold, or promoted by FTSE Russell, and FTSE Russell makes no representation regarding the advisability of investing in the notes.

FTSE Russell and Merrill Lynch, Pierce, Fenner & Smith Incorporated have entered into a non-exclusive license agreement providing for the license to Merrill Lynch, Pierce, Fenner & Smith Incorporated and its affiliates, including us, in exchange for a fee, of the right to use indices owned and published by FTSE Russell in connection with some securities, including the notes. The license agreement provides that the following language must be stated in this pricing supplement:

The notes are not sponsored, endorsed, sold, or promoted by FTSE Russell. FTSE Russell makes no representation or warranty, express or implied, to the holders of the notes or any member of the public regarding the advisability of investing in securities generally or in the notes particularly or the ability of the RTY to track general stock market performance or a segment of the same. FTSE Russell's publication of the RTY in no way suggests or implies an opinion by FTSE Russell as to the advisability of investment in any or all of the securities upon which the RTY is based. FTSE Russell's only relationship to Merrill Lynch, Pierce, Fenner & Smith Incorporated and to us is the licensing of certain trademarks and trade names of FTSE Russell and of the RTY, which is determined, composed, and calculated by FTSE Russell without regard to Merrill Lynch, Pierce, Fenner & Smith Incorporated, us, or the notes. FTSE Russell is not responsible for and has not reviewed the notes nor any associated literature or publications and FTSE Russell makes no representation or warranty express or implied as to their accuracy or completeness, or otherwise. FTSE Russell reserves the right, at any time and without notice, to alter, amend, terminate, or in any way change the RTY. FTSE Russell has no obligation or liability in connection with the administration, marketing, or trading of the notes.

FTSE RUSSELL DOES NOT GUARANTEE THE ACCURACY AND/OR THE COMPLETENESS OF THE RTY OR ANY DATA INCLUDED THEREIN AND FTSE RUSSELL SHALL HAVE NO LIABILITY FOR ANY ERRORS, OMISSIONS, OR INTERRUPTIONS THEREIN. FTSE RUSSELL MAKES NO WARRANTY, EXPRESS OR IMPLIED, AS TO RESULTS TO BE OBTAINED BY MERRILL LYNCH, PIERCE, FENNER & SMITH INCORPORATED, US, BAC, BOFAS, HOLDERS OF THE NOTES, OR ANY OTHER PERSON OR ENTITY FROM THE USE OF THE RTY OR ANY DATA INCLUDED THEREIN. FTSE RUSSELL MAKES NO EXPRESS OR IMPLIED WARRANTIES, AND EXPRESSLY DISCLAIMS ALL WARRANTIES OF MERCHANTABILITY OR FITNESS FOR A PARTICULAR PURPOSE OR USE WITH RESPECT TO THE RTY OR ANY DATA INCLUDED THEREIN. WITHOUT LIMITING ANY OF THE FOREGOING, IN NO EVENT SHALL FTSE RUSSELL HAVE ANY LIABILITY FOR ANY SPECIAL, PUNITIVE, INDIRECT, OR CONSEQUENTIAL DAMAGES (INCLUDING LOST PROFITS), EVEN IF NOTIFIED OF THE POSSIBILITY OF SUCH DAMAGES.

Autocallable Contingent Coupon Barrier Notes

Linked to the Worst-Performing of the S&P 500[®] Index, the MSCI EAFE[®] Index and the Russell 2000[®] Index, due July , 2026

Supplement to the Plan of Distribution; Conflicts of Interest

Under our distribution agreement with BofAS, BofAS will purchase the notes from us as principal at the public offering price indicated on the cover of this term sheet, less the indicated underwriting discount.

MLPF&S will purchase the notes from BofAS for resale, and will receive a selling concession in connection with the sale of the notes in an amount up to the full amount of underwriting discount set forth on the cover of this term sheet.

We will pay a fee to LFT Securities, LLC for providing certain electronic platform services with respect to this offering, which will reduce the economic terms of the notes to you. An affiliate of BofAS has an ownership interest in LFT Securities, LLC.

MLPF&S and BofAS, each a broker-dealer subsidiary of BAC, are members of the Financial Industry Regulatory Authority, Inc. ("FINRA") and will participate as selling agent in the case of BofAS, and as dealer, in the case of MLPF&S, in the distribution of the notes. Accordingly, offerings of the notes will conform to the requirements of Rule 5121 applicable to FINRA members. MLPF&S may not make sales in this offering to any of its discretionary accounts without the prior written approval of the account holder.

We may deliver the notes against payment therefor in New York, New York on a date that is greater than one business day following the pricing date. Under Rule 15c6-1 of the Securities Exchange Act of 1934, trades in the secondary market generally are required to settle in one business day, unless the parties to any such trade expressly agree otherwise. Accordingly, if the initial settlement of the notes occurs more than one business day from the pricing date, purchasers who wish to trade the notes more than one business day prior to the original issue date will be required to specify alternative settlement arrangements to prevent a failed settlement.

The notes will not be listed on any securities exchange. In the original offering of the notes, the notes will be sold in minimum investment amounts of 25,000 units. If you place an order to purchase the notes, you are consenting to MLPF&S and/or one of its affiliates acting as a principal in effecting the transaction for your account.

MLPF&S and BofAS may repurchase and resell the notes, with repurchases and resales being made at prices related to then-prevailing market prices or at negotiated prices, and these will include MLPF&S's and BofAS's trading commissions and mark-ups or mark-downs. MLPF&S and BofAS may act as principal or agent in these market-making transactions; however, neither is obligated to engage in any such transactions. At their discretion, for a short, undetermined initial period after the issuance of the notes, MLPF&S and BofAS may offer to buy the notes in the secondary market at a price that may exceed the initial estimated value of the notes. Any price offered by MLPF&S or BofAS for the notes will be based on then-prevailing market conditions and other considerations, including the performance of the Indices and the remaining term of the notes. However, neither we nor any of our affiliates is obligated to purchase your notes at any price, or at any time, and we cannot assure you that we or any of our affiliates will purchase your notes at a price that equals or exceeds the initial estimated value of the notes.

The value of the notes shown on your account statement will be based on BofAS's estimate of the value of the notes if BofAS or another of our affiliates were to make a market in the notes, which it is not obligated to do. That estimate will be based upon the price that BofAS may pay for the notes in light of then-prevailing market conditions and other considerations, as mentioned above, and will include transaction costs. At certain times, this price may be higher than or lower than the initial estimated value of the notes.

Autocallable Contingent Coupon Barrier Notes

Linked to the Worst-Performing of the S&P 500[®] Index, the MSCI EAFE[®] Index and the Russell 2000[®] Index, due July , 2026

Structuring the Notes

The notes are our debt securities, the return on which is linked to the performance of the Indices. The related guarantees are BAC's obligations. As is the case for all of our and BAC's respective debt securities, including our market-linked notes, the economic terms of the notes reflect our and BAC's actual or perceived creditworthiness at the time of pricing. In addition, because market-linked notes result in increased operational, funding and liability management costs to us and BAC, BAC typically borrows the funds under these types of notes at a rate that is more favorable to BAC than the rate that it might pay for a conventional fixed or floating rate debt security. This rate, which we refer to in this term sheet as BAC's internal funding rate, is typically lower than the rate BAC would pay when it issues conventional fixed or floating rate debt securities. This generally relatively lower internal funding rate, which is reflected in the economic terms of the notes, along with the fees and charges associated with market-linked notes, typically results in the initial estimated value of the notes on the pricing date being less than their public offering price.

At maturity, if not previously automatically called, we are required to pay the Redemption Amount to holders of the notes, which will be calculated based on the performance of the Indices and the \$10 per unit principal amount. In order to meet these payment obligations, at the time we issue the notes, we may choose to enter into certain hedging arrangements (which may include call options, put options or other derivatives) with BofAS or one of our other affiliates. The terms of these hedging arrangements are determined by seeking bids from market participants, including MLPF&S, BofAS and its affiliates, and take into account a number of factors, including our and BAC's creditworthiness, interest rate movements, the volatility of the Indices, the tenor of the notes and the tenor of the hedging arrangements. The economic terms of the notes and their initial estimated value depend in part on the terms of these hedging arrangements. These hedging arrangements are expected to result in a profit to those engaging in the hedging activity, which could be more or less than initially expected, but could also result in a loss.

For further information, see "Risk Factors—Valuation- and Market-related Risks" and "—Conflict-related Risks" beginning on page PS-16 and PS-19, respectively, and "Use of Proceeds" on page PS-29 of the accompanying product supplement.

Autocallable Contingent Coupon Barrier Notes

Linked to the Worst-Performing of the S&P 500[®] Index, the MSCI EAFE[®] Index and the Russell 2000[®] Index, due July , 2026

Summary Tax Consequences

You should consider the U.S. federal income tax consequences of an investment in the notes, including the following:

- § There is no statutory, judicial, or administrative authority directly addressing the characterization of the notes.
- § You agree with us (in the absence of an administrative determination, or judicial ruling to the contrary) to characterize and treat the notes for all tax purposes as a contingent income-bearing single financial contract with respect to the Indices.
- § No assurance can be given that the Internal Revenue Service (“IRS”) or any court will agree with this characterization and tax treatment.
- § Under this characterization and tax treatment of the notes, we intend to take the position that the Contingent Coupon Payments constitute taxable ordinary income to a U.S. Holder (as defined in the prospectus) at the time received or accrued in accordance with the U.S. Holder’s regular method of accounting. Upon receipt of a cash payment at maturity or upon a sale, exchange or redemption of the notes prior to maturity (other than amounts representing accrued Contingent Coupon Payments), a U.S. Holder generally will recognize capital gain or loss. This capital gain or loss generally will be long-term capital gain or loss if you hold the notes for more than one year.
- § Because the U.S. federal income tax treatment of the Contingent Coupon Payments is uncertain, we (or the applicable paying agent) will withhold U.S. federal income tax at a 30% rate (or at a lower rate under an applicable income tax treaty) on the entire amount of any Contingent Coupon Payment made to a Non-U.S. Holder unless such payments are effectively connected with the conduct by the Non-U.S. Holder of a trade or business in the U.S. (in which case, to avoid withholding, the Non-U.S. Holder will be required to provide a Form W-8ECI). We (or the applicable paying agent) will not pay any additional amounts in respect of such withholding.
- § Under current IRS guidance, withholding on “dividend equivalent” payments (as discussed in the product supplement), if any, will not apply to notes that are issued as of the date of this term sheet unless such notes are “delta-one” instruments.

You should consult your own tax advisor concerning the U.S. federal income tax consequences to you of acquiring, owning, and disposing of the notes, as well as any tax consequences arising under the laws of any state, local, foreign, or other tax jurisdiction and the possible effects of changes in U.S. federal or other tax laws. You should review carefully the discussion under the section entitled “U.S. Federal Income Tax Summary” beginning on page PS-51 of the accompanying product supplement.

Where You Can Find More Information

We and BAC have filed a registration statement (including a product supplement, a prospectus supplement, and a prospectus) with the SEC for the offering to which this term sheet relates. Before you invest, you should read the Note Prospectus, including this term sheet, and the other documents relating to this offering that we and BAC have filed with the SEC, for more complete information about us, BAC and this offering. You may get these documents without cost by visiting EDGAR on the SEC website at www.sec.gov. Alternatively, we, any agent, or any dealer participating in this offering will arrange to send you these documents if you so request by calling MLPF&S or BofAS toll-free at 1-800-294-1322.