

Subject to Completion
 Preliminary Term Sheet dated September 27, 2007

Units
 Accelerated Return NotesSM
 Linked to the S&P 100[®] Index Due January , 2009
 \$10 principal amount per unit
 Term Sheet No.

Expected Pricing Date* October , 2007
 Settlement Date* November , 2007
 Maturity Date* January , 2008
 CUSIP No.

Merrill Lynch & Co., Inc.

Accelerated Return NotesSM

- 3-to-1 upside exposure, subject to a cap of 13.00% to 17.00%
- A maturity of approximately 14 months
- 1-to-1 downside exposure, with no downside limit
- Application made to list on AMEX under the symbol "RZI"
- No periodic interest payments

The Notes will have the terms specified in this term sheet as supplemented by the documents indicated herein under "Additional Note Terms" (together the "Note Prospectus"). Investing in the Notes involves a number of risks. See "[Risk Factors](#)" on page TS-5 of this term sheet and beginning on page PS-4 of product supplement ARN-2.

Neither the Securities and Exchange Commission nor any state securities commission has approved or disapproved of these securities or determined if this Note Prospectus is truthful or complete. Any representation to the contrary is a criminal offense.

	Per Unit	Total
Public offering price (1)	\$ 10.00	\$
Underwriting discount (1)	\$.20	\$
Proceeds, before expenses, to Merrill Lynch & Co., Inc.	\$ 9.80	\$

- (1) The public offering price and underwriting discount for any purchase of 500,000 units or more will be \$9.95 per unit and \$.15 per unit, respectively. The foregoing pricing description will apply to any single transaction by an individual investor.

*Depending on the date the Notes are priced for initial sale to the public (the "Pricing Date"), which may be in October or November, the settlement date may occur in October or November and the maturity date may occur in December or January. Any reference in this term sheet to the month in which the settlement date or maturity date will occur is subject to change as specified above.

*Accelerated Return NotesSM is a service mark of Merrill Lynch & Co., Inc.

"Standard & Poor's[®]", "S&P 100[®]" and "S&P[®]" are trademarks of The McGraw Hill Companies, Inc. and have been licensed for use by Merrill Lynch, Pierce, Fenner & Smith Incorporated and Merrill Lynch & Co., Inc. is an authorized sublicensee.

Merrill Lynch & Co.

October , 2007

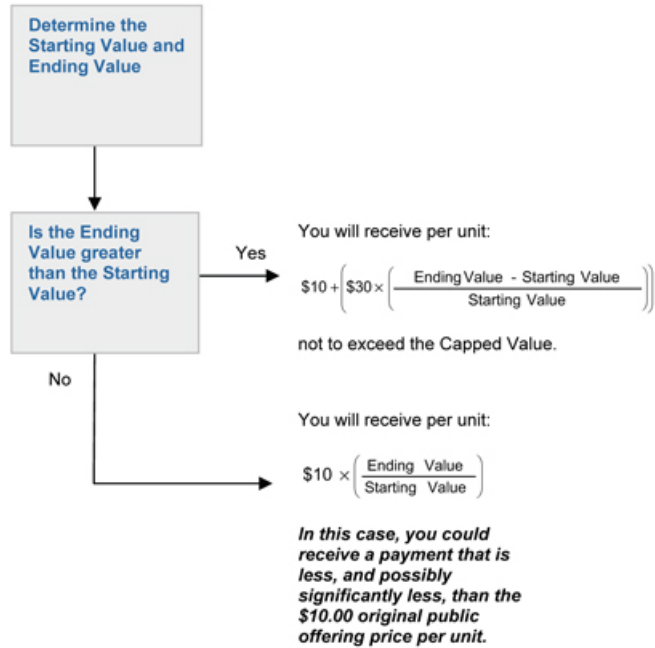
Summary

The Accelerated Return NotesSM Linked to the S&P 100[®] Index due January , 2009 (the "Notes") are senior, unsecured debt securities of Merrill Lynch & Co., Inc. that provide a leveraged return for investors, subject to a cap, if the level of the S&P 100[®] Index (the "Index") increases moderately from the Starting Value of the Index, determined on the Pricing Date, to the Ending Value of the Index, determined on valuation dates shortly prior to the maturity date of the Notes. Investors must be willing to forego interest payments on the Notes and willing to accept a return that is capped or a repayment that is less, and potentially significantly less, than the original public offering price of the Notes.

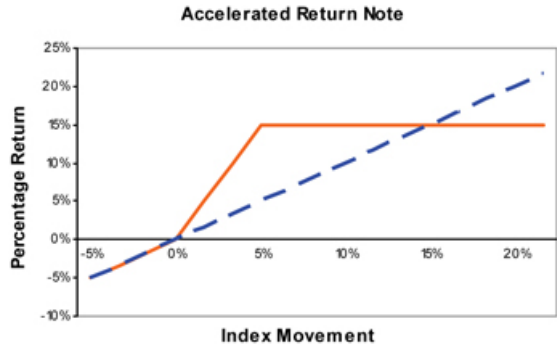
Terms of the Notes

Issuer:	Merrill Lynch & Co., Inc.
Original Public Offering Price:	\$10 per unit
Term:	Approximately 14 months
Market Measure:	S&P 100 Index
Starting Value:	The closing level of the Index on the Pricing Date. The Starting Value for the Notes will be determined on the Pricing Date and will be set forth in the final term sheet made available in connection with sales of the Notes.
Ending Value:	The average of the closing levels of the Index for the first five Calculation Days (as defined in product supplement ARN-2) during the Calculation Period shortly before the maturity date of the Notes as more fully described in product supplement ARN-2.
Capped Value:	Will represent a return of 13.00% to 17.00% over the \$10 original public offering price (or \$11.30 to \$11.70 per unit of the Notes). The actual Capped Value of the Notes will be determined on the Pricing Date and will be set forth in the final term sheet made available in connection with sales of the Notes.
Calculation Period:	The period from and including the seventh scheduled Market Measure Business Day (as defined in product supplement ARN-2) before the maturity date to and including the second scheduled Market Measure Business Day before the maturity date.
Calculation Agent:	Merrill Lynch, Pierce, Fenner & Smith Incorporated

Determining Payment at Maturity for the Notes



Hypothetical Payout Profile



This graph reflects the hypothetical returns on the Notes, assuming a Capped Value of 15.00%, the midpoint of the range of 13.00% and 17.00%. The orange line reflects the hypothetical returns on the Notes, while the dotted blue line reflects the hypothetical return of an investment in the Index excluding dividends.

This graph has been prepared for purposes of illustration only. Your actual return will depend on the actual Ending Value, Capped Value and the term of your investment.

Hypothetical Payments at Maturity

Examples

Set forth below are three examples of payment at maturity calculations, assuming a hypothetical Starting Value of 710.52, the level of the Index on September 25, 2007, and a Capped Value of \$11.50, the midpoint of the range of \$11.30 and \$11.70.

Example 1—The hypothetical Ending Value is 80% of the hypothetical Starting Value:

Hypothetical Starting Value: 710.52
Hypothetical Ending Value: 568.42

$$\$10 \times \left(\frac{568.42}{710.52} \right) = \$8.00$$

Payment at maturity (per unit) = \$8.00

Example 2—The hypothetical Ending Value is 103% of the hypothetical Starting Value:

Hypothetical Starting Value: 710.52
Hypothetical Ending Value: 731.84

$$\$10 + \left(\$30 \times \left(\frac{731.84 - 710.52}{710.52} \right) \right) = \$10.90$$

Payment at maturity (per unit) = \$10.90

Example 3—The hypothetical Ending Value is 140% of the hypothetical Starting Value:

Hypothetical Starting Value: 710.52
Hypothetical Ending Value: 994.73

$$\$10 + \left(\$30 \times \left(\frac{994.73 - 710.52}{710.52} \right) \right) = \$22.00$$

Payment at maturity (per unit) = \$11.50 (Payment at maturity cannot be greater than the Capped Value)

The following table illustrates, for a hypothetical Starting Value of 710.52 (the closing value of the Index on September 25, 2007) and a range of hypothetical Ending Values of the Index:

- the percentage change from the hypothetical Starting Value to the hypothetical Ending Value;
- the total amount payable on the maturity date per unit;
- the total rate of return to holders of the Notes;
- the pretax annualized rate of return to holders of the Notes; and
- the pretax annualized rate of return of a hypothetical investment in the stocks included in the Index, which includes an assumed aggregate dividend yield of 2.055% per annum, as more fully described below.

The table below assumes a Capped Value of \$11.50, the midpoint of the range of \$11.30 and \$11.70.

Hypothetical Ending Value	Percentage change from the hypothetical Starting Value to the hypothetical Ending Value	Total amount payable on the maturity date per unit	Total rate of return on the Notes	Pretax annualized rate of return on the Notes (1)	Pretax annualized rate of return of the stocks included in the Index (1)(2)
355.26	-50.00%	\$5.00	-50.00%	-51.40%	-49.54%
426.31	-40.00%	\$6.00	-40.00%	-39.32%	-37.46%
497.36	-30.00%	\$7.00	-30.00%	-28.35%	-26.46%
568.42	-20.00%	\$8.00	-20.00%	-18.24%	-16.30%
639.47	-10.00%	\$9.00	-10.00%	-8.83%	-6.82%
653.68	-8.00%	\$9.20	-8.00%	-7.02%	-4.99%
667.89	-6.00%	\$9.40	-6.00%	-5.23%	-3.19%
682.10	-4.00%	\$9.60	-4.00%	-3.47%	-1.41%
696.31	-2.00%	\$9.80	-2.00%	-1.72%	0.35%
710.52 (3)	0.00%	\$10.00	0.00%	0.00%	2.10%
724.73	2.00%	\$10.60	6.00%	5.06%	3.82%
738.94	4.00%	\$11.20	12.00%	9.95%	5.52%
753.15	6.00%	\$11.50 (4)	15.00%	12.35%	7.20%
767.36	8.00%	\$11.50	15.00%	12.35%	8.87%
781.57	10.00%	\$11.50	15.00%	12.35%	10.52%
852.62	20.00%	\$11.50	15.00%	12.35%	18.53%
923.68	30.00%	\$11.50	15.00%	12.35%	26.17%

- (1) The annualized rates of return specified in this column are calculated on a semiannual bond equivalent basis and assume an investment term from September 26, 2007 to November 26, 2008, a term expected to be similar to that of the Notes.
- (2) This rate of return assumes:
- (a) a percentage change in the aggregate price of the stocks included in the Index that equals the percentage change in the Index from the hypothetical Starting Value to the relevant hypothetical Ending Value;
 - (b) a constant dividend yield of 2.055% per annum, paid quarterly from the date of initial delivery of the Notes, applied to the level of the Index at the end of each quarter assuming this value increases or decreases linearly from the hypothetical Starting Value to the applicable hypothetical Ending Value; and
 - (c) no transaction fees or expenses.
- (3) This is the hypothetical Starting Value, the closing level of the Index on September 25, 2007. The actual Starting Value will be determined on the Pricing Date and will be set forth in the final term sheet made available in connection with sales of the Notes.
- (4) The total amount payable on the maturity date per unit of the Notes cannot exceed the Capped Value. This table assumes a Capped Value of \$11.50 (the midpoint of the range of \$11.30 and \$11.70).

The above figures are for purposes of illustration only. The actual amount received by you and the resulting total and pretax annualized rates of return will depend on the actual Starting Value, Ending Value, Capped Value and term of your investment.

Risk Factors

An investment in the Notes involves significant risks. The following is a list of certain of the risks involved in investing in the Notes. You should carefully review the more detailed explanation of risks relating to the Notes in the "Risk Factors" sections included in the product supplement and MTN prospectus supplement identified below under "Additional Note Terms". We also urge you to consult your investment, legal, tax, accounting and other advisers before you invest in the Notes.

- Your investment may result in a loss.
- Your yield may be lower than the yield on other debt securities of comparable maturity.
- You must rely on your own evaluations regarding the merits of an investment linked to the Index.
- Your return is limited and may not reflect the return on a direct investment in the stocks included in the Index.
- You will not have the right to receive cash dividends or exercise ownership rights with respect to the stocks included in the Index.
- Our costs of developing, hedging and distributing the Notes were considered in setting the economic terms of the Notes. A trading market for the Notes may not develop. However, if a trading market does develop, these costs are expected to affect the market price you may receive or be quoted for your Notes on a date prior to the stated maturity date.
- The publisher of the Index may adjust the Index in a way that affects its level, and such publisher has no obligation to consider your interests.
- Many factors affect the trading value of the Notes; these factors interrelate in complex ways and the effect of any one factor may offset or magnify the effect of another factor.
- Purchases and sales by us and our affiliates may affect your return.
- Potential conflicts of interest could arise.
- Tax consequences are uncertain.

Investor Considerations

You may wish to consider an investment in the Notes if:

- You anticipate that the Index will appreciate moderately from the Starting Value to the Ending Value.
- You accept that your investment may result in a loss, which could be significant, if the level of the Index decreases from the Starting Value to the Ending Value.
- You accept that the return on the Notes will not exceed the Capped Value.
- You are willing to forego interest payments on the Notes, such as fixed or floating rate interest paid on traditional interest bearing debt securities.
- You want exposure to the Index with no expectation of dividends or other benefits of owning the underlying securities.
- You are willing to accept that there is no assurance that the Notes will be listed on AMEX and that any listing will not ensure that a trading market will develop for the Notes or that there will be liquidity in the trading market.

The Notes may not be appropriate investments for you if:

- You anticipate that the Index will depreciate from the Starting Value to the Ending Value or that the Index will not appreciate sufficiently over the term of the Notes to provide you with your desired return.
- You are seeking principal protection or preservation of capital.
- You seek a return on your investment that will not be capped at a percentage that will be between 13.00% and 17.00%.
- You seek interest payments or other current income on your investment.
- You want to receive dividends or other distributions paid on the stocks included in the Index.
- You want assurances that there will be a liquid market if and when you want to sell the Notes prior to maturity.

Other Provisions

We may deliver the Notes against payment therefor in New York, New York on a date that is greater than three business days following the Pricing Date. Under Rule 15c6-1 of the Securities Exchange Act of 1934, trades in the secondary market generally are required to settle in three business days, unless the parties to any such trade expressly agree otherwise. Accordingly, if the initial settlement on the Notes occurs more than three business days from the Pricing Date, purchasers who wish to trade Notes more than three business days prior to the original issue date will be required to specify alternative settlement arrangements to prevent a failed settlement.

The Index

The S&P 100 Index

All disclosure contained in this term sheet regarding the Index, including, without limitation, its make-up, method of calculation and changes in its components has been derived from publicly available sources. The information reflects the policies of Standard and Poor's as stated in these sources and these policies are subject to change at the discretion of Standard and Poor's. ML&Co. and MLPF&S have not independently verified the accuracy or completeness of that information.

Description of the S&P 100 Index

Standard & Poor's, a division of The McGraw-Hill Companies, Inc. ("Standard & Poor's" or "S&P") publishes the S&P 100 Index. The S&P 100 Index, a subset of the S&P 500 Index, is comprised of 100 leading U.S. stocks with exchange-listed options. Constituents of the S&P 100 Index are selected for sector balance and represent about 58% of the market capitalization of the S&P 500 Index and almost 45% of the market capitalization of the U.S. equity markets. The stocks in the S&P 100 Index are generally among the largest and most established companies in the S&P 500 Index. In past years, turnover among stocks in the S&P 100 Index has been even lower than the turnover in the S&P 500 Index. Index options on the S&P 100 Index are traded with the ticker symbol OEX. Because of the popularity of these options, investors often refer to the S&P 100 Index by its ticker. The S&P 100 Index was originally developed by the Chicago Board Options Exchange (CBOE), which later transferred the S&P 100 Index to Standard & Poor's for management. The Standard & Poor's U.S. Index Committee, which oversees the S&P 500 Index and other Standard & Poor's U.S. equity indices, also maintains the S&P 100 Index.

Index Methodology

Because the S&P 100 Index is derived from the S&P 500 Index, the S&P 100 Index stocks are subject to the published S&P 500 Index criteria for additions and deletions. The guidelines the Index Committee employs provide the transparency required for investors to use the S&P 100 Index to fulfill their particular investing needs.

- (a) Criteria for Index Additions
 - S&P 500 Index constituents. Only companies included in the S&P 500 Index are eligible for inclusion in the S&P 100 Index.
 - Options. All stocks added to the S&P 100 Index must maintain exchange-listed options.
 - Sector representation. Stocks included in the S&P 100 Index must meet the Index Committee's guidelines for sector representation. The sector composition of the S&P 100 Index has remained comparable to the sector composition of the S&P 500 Index. Changes in the sector balance of the S&P 100 Index or the S&P 500 Index are almost always the result of market movements rather than of changes to index membership.
 - Liquidity and price. The annual dollar value traded to market capitalization ratio should be 0.3 or greater, the standard level for addition to the S&P 500 Index. Greater liquidity, however, signals market importance and increases likelihood of selection for the S&P 100 Index.
- (b) Criteria for Index Removals

The Index Committee may remove a company from the S&P 100 Index if the company does not meet the inclusion qualifications or if the S&P 100 Index becomes unbalanced in its sector representation. The Index Committee may also remove any company that violates any of the S&P 500 Index criteria.

S&P 500 Index

The S&P 500 Index is published by Standard & Poor's and is intended to provide an indication of the pattern of common stock price movement in the United States. The calculation of the level of the S&P 500 Index, discussed below in further detail, is based on the relative value of the aggregate market value of the common stocks of 500 companies as of a particular time compared to the aggregate average market value of the common stocks of 500 similar companies during the base period of the years 1941 through 1943. Relevant criteria employed by Standard & Poor's include the viability of the particular company, the extent to which that company represents the industry group to which it is assigned, the extent to which the market price of that company's common stock is generally responsive to changes in the affairs of the respective industry and the market value and trading activity of the common stock of that company. Ten main groups of companies comprise the S&P 500 Index: Consumer Discretionary; Consumer Staples; Energy; Financials; Health Care; Industrials; Information Technology; Materials; Telecommunication Services; and Utilities. Standard & Poor's may from time to time, in its sole discretion, add companies to, or delete companies from, the S&P 500 Index to achieve the objectives stated above.

The S&P 500 Index does not reflect the payment of dividends on the stocks included in the S&P 500 Index. Because of this, the calculation of the Ending Value will not reflect the payment of dividends on these stocks that investors would receive if they were to purchase these stocks and hold them for a period equal to the term of the Notes.

Computation of the S&P 500 Index

While S&P currently employs the following methodology to calculate the S&P 500 Index, no assurance can be given that S&P will not modify or change this methodology in a manner that may affect the payment at maturity.

Historically, the market value of any underlying stocks included in the S&P 500 Index was calculated as the product of the market price per share and the number of the then outstanding shares of that underlying stock. In March 2005, S&P began shifting the S&P 500 Index half way from a market capitalization weighted formula to a float-adjusted formula, before moving the S&P 500 Index to full float adjustment on September 16, 2005. S&P's criteria for selecting stocks for the S&P 500 Index did not change by the shift to float adjustment. However, the adjustment affects each company's weight in the S&P 500 Index (i.e., its market value).

Under float adjustment, the share counts used in calculating the S&P 500 Index reflect only those shares that are available to investors, not all of a company's outstanding shares. Standard and Poor's defines three groups of shareholders whose holdings are subject to float adjustment:

- holdings by other publicly traded corporations, venture capital firms, private equity firms, strategic partners, or leveraged buyout

groups;

- holdings by government entities, including all levels of government in the United States or foreign countries; and
- holdings by current or former officers and directors of the company, founders of the company, or family trusts of officers, directors, or founders, as well as holdings of trusts, foundations, pension funds, employee stock ownership plans, or other investment vehicles associated with and controlled by the company.

However, treasury stock, stock options, restricted shares, equity participation units, warrants, preferred stock, convertible stock, and rights are not part of the float. In cases where holdings in a group exceed 10% of the outstanding shares of a company, the holdings of that group are excluded from the float-adjusted count of shares to be used in the S&P 500 Index calculation. Shares held by mutual funds, investment advisory firms, pension funds, or foundations not associated with the company and investment funds in insurance companies, shares of a United States company traded in Canada as "exchangeable shares," shares that trust beneficiaries may buy or sell without difficulty or significant additional expense beyond typical brokerage fees, and, if a company has multiple classes of stock outstanding, shares in an unlisted or non-traded class if such shares are convertible by shareholders without undue delay and cost, are also part of the float.

For each stock, an investable weight factor ("IWF") is calculated by dividing (x) the available float shares, defined as the total shares outstanding less shares held in one or more of the three groups listed above where the group holdings exceed 10% of the outstanding shares, by (y) the total shares outstanding. The float-adjusted index is then calculated by dividing (w) the sum of the IWF multiplied by both the price and the total shares outstanding for each stock by (z) the index divisor. For companies with multiple classes of stock, Standard & Poor's calculates the weighted average IWF for each stock using the proportion of the total company market capitalization of each share class as weights.

The S&P 500 Index is calculated using a base-weighted aggregate methodology: the level of the S&P 500 Index reflects the total market value of all 500 component stocks relative to the base period of the years 1941 through 1943 (the "base period"). An indexed number is used to represent the results of this calculation in order to make the value easier to work with and track over time. The actual total market value of the component stocks during the base period of the years 1941 through 1943 has been set to an indexed value of 10. This is often indicated by the notation 1941-43 = 10. In practice, the daily calculation of the S&P 500 Index is computed by dividing the total market value of the component stocks by the "index divisor." By itself, the index divisor is an arbitrary number. However, in the context of the calculation of the S&P 500 Index, it serves as a link to the original base period level of the S&P 500 Index. The index divisor keeps the S&P 500 Index comparable over time and is the manipulation point for all adjustments to the S&P 500 Index.

S&P 500 Index Maintenance

S&P 500 Index maintenance includes monitoring and completing the adjustments for company additions and deletions, share changes, stock splits, stock dividends, and stock price adjustments due to company restructuring or spinoffs.

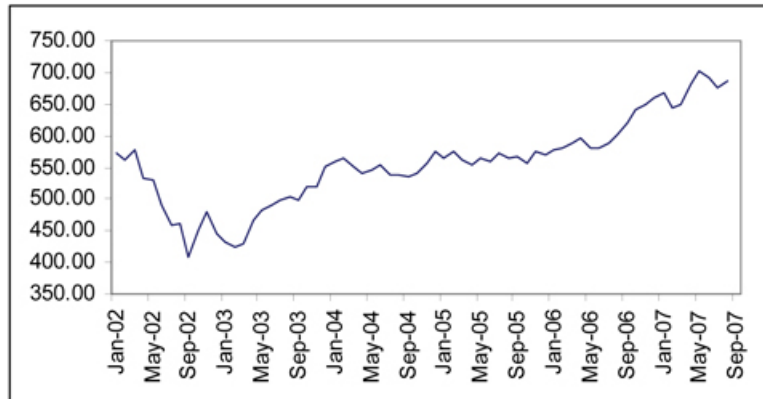
To prevent the level of the S&P 500 Index from changing due to these corporate actions, all corporate actions which affect the level of the S&P 500 Index require an index divisor adjustment. By adjusting the index divisor for the change in total market value of an individual company, the level of the S&P 500 Index remains constant. This helps maintain the level of the S&P 500 Index as an accurate barometer of stock market performance and ensures that the movement of the S&P 500 Index is not caused by the corporate action of an individual company. All index divisor adjustments are made after the close of trading and after the calculation of the S&P 500 Index closing level.

Some corporate actions, such as stock splits and stock dividends, require simple changes in the common shares outstanding and the stock prices of the companies in the S&P 500 Index and do not require index divisor adjustments.

Changes in a company's shares outstanding of 5.0% or more due to mergers, acquisitions, public offerings, private placements, tender offers, Dutch auctions, or exchange offers are made as soon as reasonably possible. All other changes of 5.0% or more (due to, for example, company stock repurchases, redemptions, exercise of options, warrants, subscription rights, conversion of preferred stock, notes, debt, equity participation units, or other recapitalizations) are made weekly and are announced on Tuesday for implementation after the close of trading on Wednesday. Changes of less than 5.0% are accumulated and made quarterly on the third Friday of March, June, September, and December, and are usually announced two days prior.

Also, changes in IWFs of more than ten percentage points caused by corporate actions (such as merger and acquisition activity, restructurings, or spinoffs) will be made as soon as reasonably possible. Other changes in IWFs will be made annually, in September when IWFs are reviewed.

The following graph sets forth the historical performance of the Index in the period from January 2002 through August 2007. This historical data on the Index is not necessarily indicative of the future performance of the Index or what the value of the Notes may be. Any historical upward or downward trend in the level of the Index during any period set forth below is not an indication that the Index is more or less likely to increase or decrease at any time over the term of the Notes. On September 25, 2007, the closing level of the Index was 710.52.



License Agreement

Standard & Poor's does not guarantee the accuracy and/or the completeness of the S&P 100 Index or any data included in the S&P 100 Index. Standard & Poor's makes no warranty, express or implied, as to results to be obtained by the calculation agent, the holders of the Notes or any other person or entity from the use of the S&P 100 Index or any data included in the S&P 100 Index in connection with the rights licensed under the license agreement described in this term sheet or for any other use. Standard & Poor's makes no express or implied warranties, and hereby expressly disclaims all warranties of merchantability or fitness for a particular purpose with respect to the S&P 100 Index or any data included in the S&P 100 Index. Without limiting any of the above information, in no event shall Standard & Poor's have any liability for any special, punitive, indirect or consequential damage; including lost profits, even if notified of the possibility of these damages.

Standard & Poor's and MLPF&S have entered into a non-exclusive license agreement providing for the license to MLPF&S, in exchange for a fee, of the right to use indices owned and published by Standard & Poor's in connection with some securities, including the Notes, and ML&Co. is an authorized sublicensee of MLPF&S.

The license agreement between Standard & Poor's and MLPF&S provides that the following language must be stated in this term sheet:

"The Notes are not sponsored, endorsed, sold or promoted by S&P. S&P makes no representation or warranty, express or implied, to the holders of the Notes or any member of the public regarding the advisability of investing in securities generally or in the Notes particularly or the ability of the S&P 100 Index to track general stock market performance. S&P's only relationship to MLPF&S (other than transactions entered into in the ordinary course of business) is the licensing of certain service marks and trade names of S&P and of the S&P 100 Index which is determined, composed and calculated by S&P without regard to ML&Co. or the Notes. S&P has no obligation to take the needs of ML&Co. or the holders of the Notes into consideration in determining, composing or calculating the S&P 100 Index. S&P is not responsible for and has not participated in the determination of the timing of the sale of the Notes, prices at which the Notes are to initially be sold, or quantities of the Notes to be issued or in the determination or calculation of the equation by which the Notes are to be converted into cash. S&P has no obligation or liability in connection with the administration, marketing or trading of the Notes."

Certain U.S. Federal Income Taxation Considerations

Set forth below is a summary of certain U.S. federal income tax considerations relating to an investment in the Notes. The following summary is not complete and is qualified in its entirety by the discussion under the section entitled "United States Federal Income Taxation" in the accompanying product supplement ARN-2 and MTN prospectus supplement, which you should carefully review prior to investing in the Notes.

General. There are no statutory provisions, regulations, published rulings or judicial decisions addressing or involving the characterization and treatment, for United States federal income tax purposes, of the Notes or securities with terms substantially the same as the Notes. Accordingly, the proper United States federal income tax characterization and treatment of the Notes is uncertain. Pursuant to the terms of the Notes, ML&Co. and every holder of a Note agree (in the absence of an administrative determination, judicial ruling or other authoritative guidance to the contrary) to characterize and treat a Note for all tax purposes as a pre-paid cash-settled forward contract linked to the level of the Index. Due to the absence of authorities that directly address instruments that are similar to the Notes, significant aspects of the United States federal income tax consequences of an investment in the Notes are not certain, and no assurance can be given that the Internal Revenue Service (the "IRS") or the courts will agree with the characterization and tax treatment described above. Accordingly, prospective purchasers are urged to consult their own tax advisors regarding the United States federal income tax consequences of an investment in the Notes (including alternative characterizations and tax treatments of the Notes) and with respect to any tax consequences arising under the laws of any state, local or foreign taxing jurisdiction.

Payment on the Maturity Date. Assuming that the Notes are properly characterized and treated as pre-paid cash-settled forward contracts linked to the level of the Index, upon the receipt of cash on the maturity date of the Notes, a U.S. Holder (as defined in the accompanying product supplement ARN-2) will recognize gain or loss. The amount of such gain or loss will be the extent to which the amount of the cash received differs from the U.S. Holder's tax basis in the Note. A U.S. Holder's tax basis in a Note generally will equal the amount paid by the U.S. Holder to purchase the Note. It is uncertain whether any such gain or loss would be treated as ordinary income or loss or capital gain or loss. Absent a future clarification in current law (by an administrative determination, judicial ruling or otherwise), where required, ML&Co. intends to report any such gain or loss to the IRS in a manner consistent with the treatment of such gain or loss as capital gain or loss. If such gain or loss is treated as capital gain or loss, then any such gain or loss will be short-term or long-term capital gain or loss, depending upon the U.S. Holder's holding period for the Note as of the maturity date.

Sale or Exchange of the Notes. Assuming that the Notes are properly characterized and treated as pre-paid cash-settled forward contracts linked to the level of the Index, upon a sale or exchange of a Note prior to the maturity date of the Notes, a U.S. Holder will generally recognize capital gain or loss in an amount equal to the difference between the amount realized on such sale or exchange and such U.S. Holder's tax basis in the Note so sold or exchanged. Any such capital gain or loss will be short-term or long-term capital gain or loss, depending upon the U.S. Holder's holding period for the Note as of the date of such sale or exchange.

Prospective purchasers of the Notes should consult their own tax advisors concerning the tax consequences, in light of their particular circumstances, under the laws of the United States and any other taxing jurisdiction, of the purchase, ownership and disposition of the Notes. See the discussion under the section entitled "United States Federal Income Taxation" in the accompanying product supplement ARN-2.

Experts

The consolidated financial statements, the related financial statement schedule, and management's report on the effectiveness of internal control over financial reporting incorporated in this term sheet by reference from Merrill Lynch & Co., Inc.'s Annual Report on Form 10-K for the year ended December 29, 2006 have been audited by Deloitte & Touche LLP, an independent registered public accounting firm, as stated in their reports, which are incorporated herein by reference (which reports (1) express an unqualified opinion on the consolidated financial statements and the related financial statement schedule and include an explanatory paragraph regarding the change in accounting method in 2006 for share-based payments to conform to Statement of Financial Accounting Standard No. 123 (revised 2004), *Share-Based Payment*, (2) express an unqualified opinion on management's assessment regarding the effectiveness of internal control over financial reporting, and (3) express an unqualified opinion on the effectiveness of internal control over financial reporting), and have been so incorporated in reliance upon the reports of such firm given upon their authority as experts in accounting and auditing.

With respect to the unaudited condensed consolidated interim financial information for the three-month periods ended March 30, 2007 and March 31, 2006, and the three-month and six-month periods ended June 29, 2007 and June 30, 2006 which are incorporated herein by reference, Deloitte & Touche LLP, an independent registered public accounting firm, have applied limited procedures in accordance with the standards of the Public Company Accounting Oversight Board (United States) for a review of such information. However, as stated in their reports included in ML&Co.'s Quarterly Reports on Form 10-Q for the quarters ended March 30, 2007 and June 29, 2007 (which reports include an explanatory paragraph regarding the adoption of Statement of Financial Accounting Standards No. 157, "*Fair Value Measurement*", Statement of Financial Accounting Standards No. 159, "*The Fair Value Option for Financial Assets and Financial Liabilities—Including an amendment of FASB Statement No. 115,*" and FASB Interpretation No. 48, "*Accounting for Uncertainty in Income Taxes, an Interpretation of FASB Statement No. 109.*") and incorporated by reference herein, they did not audit and they do not express an opinion on that interim financial information. Accordingly, the degree of reliance on their reports on such information should be restricted in light of the limited nature of the review procedures applied. Deloitte & Touche LLP are not subject to the liability provisions of Section 11 of the Securities Act of 1933 for their reports on the unaudited condensed consolidated interim financial information because those reports are not "reports" or a "part" of the registration statement prepared or certified by an accountant within the meaning of Sections 7 and 11 of the Act.

Additional Note Terms

You should read this term sheet, together with the documents listed below (collectively, the "Note Prospectus"), which together contain the terms of the Notes and supersede all prior or contemporaneous oral statements as well as any other written materials. You should carefully consider, among other things, the matters set forth under "Risk Factors" in the sections indicated on the cover of this term sheet. The Notes involve risks not associated with conventional debt securities. We urge you to consult your investment, legal, tax, accounting and other advisers before you invest in the Notes.

You may access the following documents on the SEC Website at www.sec.gov as follows (or if such address has changed, by reviewing our filings for the relevant date on the SEC Website):

- Product supplement ARN-2 dated September 25, 2007:
<http://www.sec.gov/Archives/edgar/data/65100/000119312507207231/d424b2.htm>
- MTN prospectus supplement, dated March 31, 2006:
<http://www.sec.gov/Archives/edgar/data/65100/000119312506070946/d424b5.htm>
- General prospectus supplement dated March 31, 2006:
<http://www.sec.gov/Archives/edgar/data/65100/000119312506070973/d424b5.htm>
- Prospectus dated March 31, 2006:
<http://www.sec.gov/Archives/edgar/data/65100/000119312506070817/ds3asr.htm>

Our Central Index Key, or CIK, on the SEC Website is 65100. References in this term sheet to "ML&Co.," "we," "us" and "our" are to Merrill Lynch & Co., Inc., and references to "MLPF&S" are to Merrill Lynch, Pierce, Fenner & Smith Incorporated.

ML&Co. has filed a registration statement (including a prospectus) with the Securities and Exchange Commission (the "SEC") for the offering to which this term sheet relates. Before you invest, you should read the prospectus in that registration statement, and the other documents relating to this offering that ML&Co. has filed with the SEC for more complete information about ML&Co. and this offering. You may get these documents without cost by visiting EDGAR on the SEC Website at www.sec.gov. Alternatively, ML&Co., any agent or any dealer participating in this offering, will arrange to send you the Note Prospectus if you so request by calling toll-free 1-866-500-5408.

Accelerated Return Notes

TS-10